

## Select 50i50e Managed Portfolio Corporate Class (Class IT8 shares) August 2, 2019

This document contains key information you should know about Select 50i50e Managed Portfolio Corporate Class. You can find more detailed information in the fund's simplified prospectus. For a copy ask your representative or contact CI Investments Inc. at 1-800-792-9355 or service@ci.com, or visit our website at www.ci.com.

**Before you invest in any fund, you should consider how it works with your other investments and your tolerance for risk.**

### Quick facts

<b>Fund code:</b>	CAD 004T8	<b>Fund manager:</b>	CI Investments Inc.
<b>Date class started:</b>	June 2, 2011	<b>Portfolio manager:</b>	CI Investments Inc.
<b>Total value of fund on June 28, 2019:</b>	\$871.4 million	<b>Distributions:</b>	Ordinary dividends (if any) and capital gains dividends (if any), each March, June, September and December, Default reinvestment in additional shares; Return of capital, each month, Default cash distribution
<b>Management expense ratio (MER):</b>	0.00%	<b>Minimum investment:</b>	Negotiable

### What does the fund invest in?

This fund invests 50% of its assets in mutual funds that invest primarily in income securities and 50% of its assets in mutual funds that invest primarily in equity securities.

The charts below give you a snapshot of the fund's investments on June 28, 2019. The fund's investments will change.

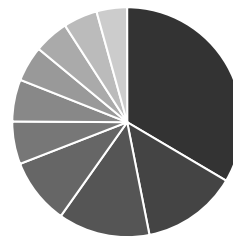
### Top 10 investments (June 28, 2019)

1. CI Income Fund (Class A units)	43.33%
2. Select Canadian Equity Managed Fund Class I	19.00%
3. Select U.S. Equity Managed Fund Class I	16.95%
4. Select International Equity Managed Fund Class I	13.75%
5. Signature Global Bond Fund (Class I units)	5.98%
6. Cash and Cash Equivalents	0.99%

**Total percentage of the top 10 investments** 100.00%

Total number of investments 6

### Investment mix (June 28, 2019)



Fixed Income	33.5%
Other	13.4%
Financial Services	12.9%
Cash and Equivalents	9.3%
Consumer Services	6.0%
Technology	5.9%
Energy	5.0%
Industrial Services	4.9%
Consumer Goods	4.8%
Healthcare	4.3%

### How risky is it?

The value of the fund can go down as well as up. You could lose money.

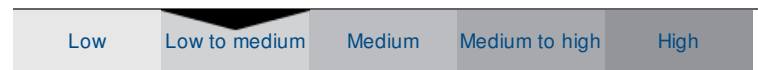
One way to gauge risk is to look at how much a fund's returns change over time. This is called "volatility".

In general, funds with higher volatility will have returns that change more over time. They typically have a greater chance of losing money and may have a greater chance of higher returns. Funds with lower volatility tend to have returns that change less over time. They typically have lower returns and may have a lower chance of losing money.

### Risk rating

CI Investments Inc. has rated the volatility of this fund as **low to medium**.

Generally, the rating is based on how much the fund's returns have changed from year to year. It doesn't tell you how volatile the fund will be in the future. The rating can change over time. A fund with a low risk rating can still lose money.



For more information about the risk rating and specific risks that can affect the fund's returns, see the "What is a Mutual Fund and What are the Risks of Investing in a Mutual Fund?" section of the fund's simplified prospectus.

### No guarantees

Like most mutual funds, this fund doesn't have any guarantees. You may not get back the amount of money you invest.

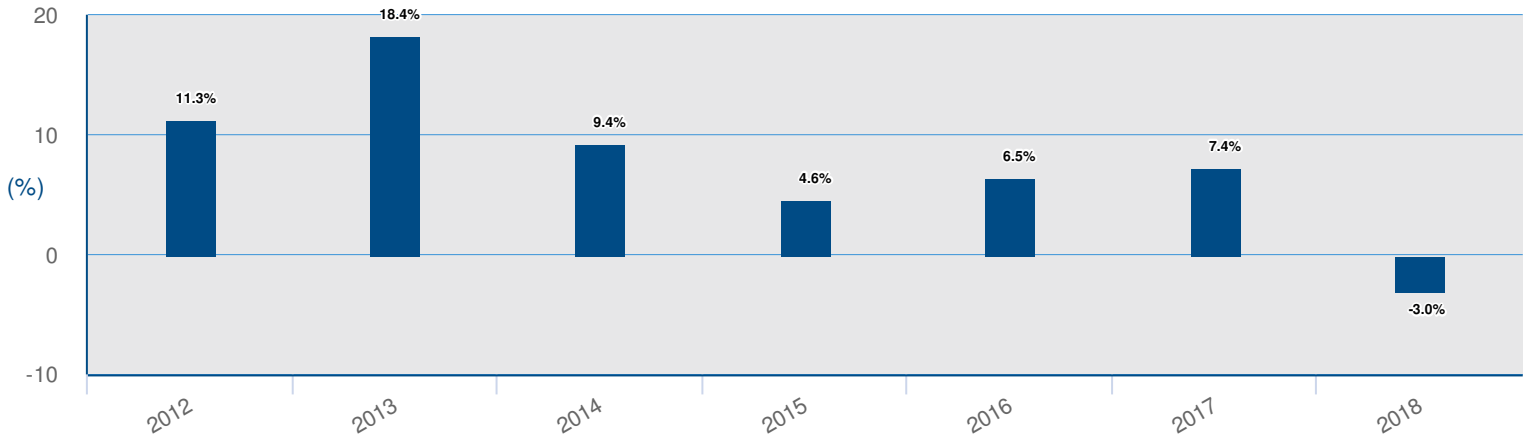
# Select 50i50e Managed Portfolio Corporate Class (Class IT8 shares)

## How has the fund performed?

This section tells you how Class IT8 securities of the fund have performed over the past 7 calendar years. Returns are after expenses have been deducted. These expenses reduce the fund's returns.

### Year-by-year returns

This chart shows how Class IT8 securities of the fund performed in each of the past 7 calendar years. This fund class dropped in value in 1 of the last 7 calendar years. The range of returns and change from year to year can help you assess how risky the fund has been in the past. It does not tell you how the fund will perform in the future.



### Best and worst 3-month returns

This table shows the best and worst returns for Class IT8 securities of the fund in a 3-month period over the past 7 calendar years. The best and worst 3-month returns could be higher or lower in the future. Consider how much of a loss you could afford to take in a short period of time.

	Return	3 months ending	If you invested \$1,000 at the beginning of the period
<b>Best return</b>	6.8%	November 30, 2013	Your investment would be \$1,068.
<b>Worst return</b>	-4.3%	February 29, 2016	Your investment would be \$957.

### Average return

The annual compounded return of Class IT8 securities of the fund was 8.0% since inception. If you had invested \$1,000 in the fund on the inception date, your investment would now be worth \$1,712.

## Who is this fund for?

### This fund may be suitable for you if you:

- want to invest in a diversified portfolio split approximately equally between income and equity securities, designed for steady, long-term growth
- are investing for the medium term
- can tolerate low to medium risk

## A word about tax

In general, you'll have to pay income tax on any money you make on a fund. How much you pay depends on the tax laws of where you live and whether you hold the fund in a registered plan, such as a Registered Retirement Savings Plan or a Tax-Free Savings Account.

Keep in mind that if you hold your fund in a non-registered account, fund distributions are included in your taxable income, whether you get them in cash or have them reinvested.

You will not have to pay income tax on any return of capital distributions made by the fund, although they will affect your capital gains or losses on disposition.

