

## Select 50i50e Managed Portfolio Corporate Class (Class WT8 shares) August 2, 2019

This document contains key information you should know about Select 50i50e Managed Portfolio Corporate Class. You can find more detailed information in the fund's simplified prospectus. For a copy ask your representative or contact CI Investments Inc. at 1-800-792-9355 or service@ci.com, or visit our website at www.ci.com.

**Before you invest in any fund, you should consider how it works with your other investments and your tolerance for risk.**

### Quick facts

<b>Fund code:</b>	CAD 984T8	<b>Fund manager:</b>	CI Investments Inc.
<b>Date class started:</b>	September 28, 2007	<b>Portfolio manager:</b>	CI Investments Inc.
<b>Total value of fund on June 28, 2019:</b>	\$871.4 million	<b>Distributions:</b>	Ordinary dividends (if any) and capital gains dividends (if any), each March, June, September and December, Default reinvestment in additional shares; Return of capital, each month, Default cash distribution
<b>Management expense ratio (MER):</b>	1.20%	<b>Minimum investment:</b>	\$5,000 initial / \$25 additional

### What does the fund invest in?

This fund invests 50% of its assets in mutual funds that invest primarily in income securities and 50% of its assets in mutual funds that invest primarily in equity securities.

The charts below give you a snapshot of the fund's investments on June 28, 2019. The fund's investments will change.

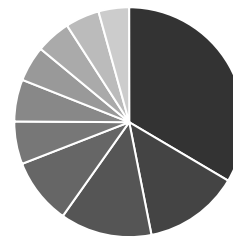
### Top 10 investments (June 28, 2019)

1. CI Income Fund (Class A units)	43.33%
2. Select Canadian Equity Managed Fund Class I	19.00%
3. Select U.S. Equity Managed Fund Class I	16.95%
4. Select International Equity Managed Fund Class I	13.75%
5. Signature Global Bond Fund (Class I units)	5.98%
6. Cash and Cash Equivalents	0.99%

**Total percentage of the top 10 investments** 100.00%

Total number of investments 6

### Investment mix (June 28, 2019)



Fixed Income	33.5%
Other	13.4%
Financial Services	12.9%
Cash and Equivalents	9.3%
Consumer Services	6.0%
Technology	5.9%
Energy	5.0%
Industrial Services	4.9%
Consumer Goods	4.8%
Healthcare	4.3%

### How risky is it?

The value of the fund can go down as well as up. You could lose money.

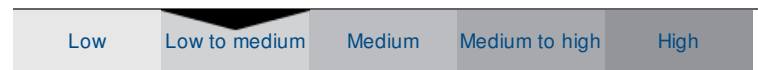
One way to gauge risk is to look at how much a fund's returns change over time. This is called "volatility".

In general, funds with higher volatility will have returns that change more over time. They typically have a greater chance of losing money and may have a greater chance of higher returns. Funds with lower volatility tend to have returns that change less over time. They typically have lower returns and may have a lower chance of losing money.

### Risk rating

CI Investments Inc. has rated the volatility of this fund as **low to medium**.

Generally, the rating is based on how much the fund's returns have changed from year to year. It doesn't tell you how volatile the fund will be in the future. The rating can change over time. A fund with a low risk rating can still lose money.



For more information about the risk rating and specific risks that can affect the fund's returns, see the "What is a Mutual Fund and What are the Risks of Investing in a Mutual Fund?" section of the fund's simplified prospectus.

### No guarantees

Like most mutual funds, this fund doesn't have any guarantees. You may not get back the amount of money you invest.

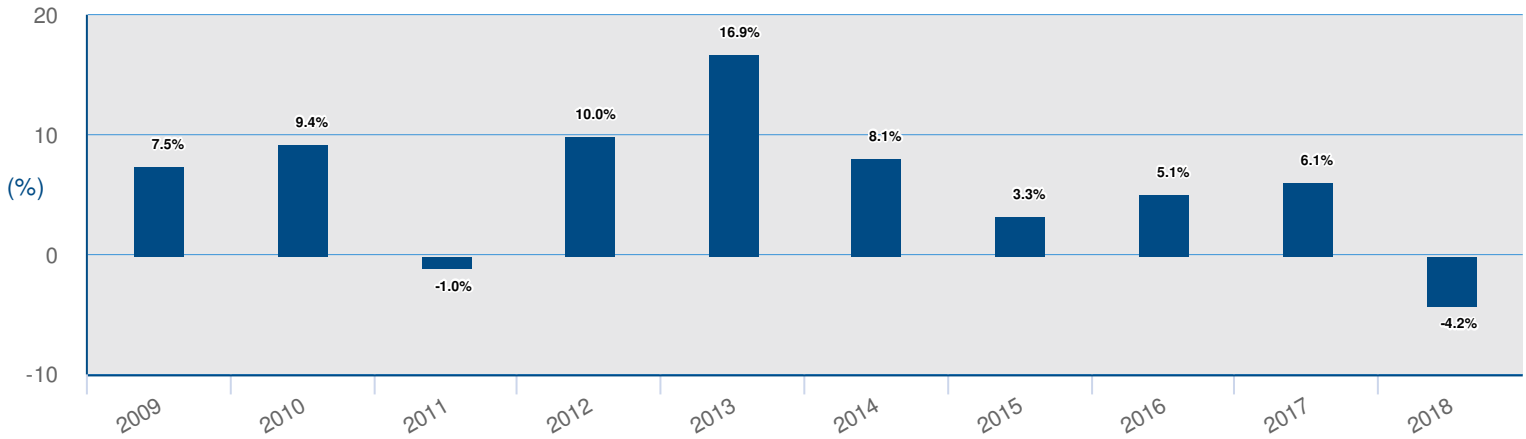
# Select 50i50e Managed Portfolio Corporate Class (Class WT8 shares)

## How has the fund performed?

This section tells you how Class WT8 securities of the fund have performed over the past 10 calendar years. Returns are after expenses have been deducted. These expenses reduce the fund's returns.

### Year-by-year returns

This chart shows how Class WT8 securities of the fund performed in each of the past 10 calendar years. This fund class dropped in value in 2 of the last 10 calendar years. The range of returns and change from year to year can help you assess how risky the fund has been in the past. It does not tell you how the fund will perform in the future.



### Best and worst 3-month returns

This table shows the best and worst returns for Class WT8 securities of the fund in a 3-month period over the past 10 calendar years. The best and worst 3-month returns could be higher or lower in the future. Consider how much of a loss you could afford to take in a short period of time.

	Return	3 months ending	If you invested \$1,000 at the beginning of the period
<b>Best return</b>	6.5%	November 30, 2013	Your investment would be \$1,065.
<b>Worst return</b>	-6.5%	September 30, 2011	Your investment would be \$935.

### Average return

The annual compounded return of Class WT8 securities of the fund was 7.2% over the past 10 years. If you had invested \$1,000 in the fund 10 years ago, your investment would now be worth \$1,842.

## Who is this fund for?

### This fund may be suitable for you if you:

- want to invest in a diversified portfolio split approximately equally between income and equity securities, designed for steady, long-term growth
- are investing for the medium term
- can tolerate low to medium risk

## A word about tax

In general, you'll have to pay income tax on any money you make on a fund. How much you pay depends on the tax laws of where you live and whether you hold the fund in a registered plan, such as a Registered Retirement Savings Plan or a Tax-Free Savings Account.

Keep in mind that if you hold your fund in a non-registered account, fund distributions are included in your taxable income, whether you get them in cash or have them reinvested.

You will not have to pay income tax on any return of capital distributions made by the fund, although they will affect your capital gains or losses on disposition.

# Select 50i50e Managed Portfolio Corporate Class (Class WT8 shares)

## How much does it cost?

The following tables show the fees and expenses you could pay to buy, own and sell Class WT8 securities of the fund. The fees and expenses — including any commissions — can vary among classes of a fund and among funds. Higher commissions can influence representatives to recommend one investment over another. Ask about other funds and investments that may be suitable for you at a lower cost.

### 1. Sales charges

There are no sales charges applicable to your class of securities.

### 2. Fund expenses

You don't pay these expenses directly. They affect you because they reduce the fund class' returns. As at March 31, 2019, the total fund class' expenses were 1.28%. This equals \$12.80 for every \$1,000 invested.

	Annual rate (as a % of the fund class' value)
<b>Management expense ratio (MER)</b> This is the total of the fund class' management fee, administration fee, and Certain Fund Costs.	1.20%
<b>Trading expense ratio (TER)</b> These are the fund class' trading costs.	0.08%
<b>Fund expenses</b>	1.28%

### More about trailing commission

CI Investments Inc. does not pay a trailing commission on your class of securities out of the fund's management fee.

### 3. Other fees

You may have to pay other fees when you buy, hold, sell or switch securities of the fund.

Fee	What you pay
<b>Short-term trading fee</b>	Up to 2% of the net asset value of the securities you redeem, if we determine that you have engaged in inappropriate short-term trading, which may occur if you sell or transfer your securities within 30 days of buying them. This fee goes to the fund.
<b>Transfer fee</b>	Your representative's firm may charge you up to 2% of the net asset value of securities you switch to another fund.
<b>Investment advisory fee</b>	You may be charged an investment advisory fee, the amount of which is negotiated between you and your representative (acting on behalf of the representative's firm) and collected by your representative's firm. Class WT8 securities are available only to investors who participate in fee-based programs through their representatives' firms. In certain cases, we will collect the investment advisory fee on behalf of your representative's firm (by redeeming (without charges) a sufficient number of securities from your account on a quarterly basis). In these cases, the investment advisory fee must not exceed 1.50% annually of the net asset value of Class WT8 securities in the fund in your account
<b>NSF cheque fee</b>	There is a \$25 charge for all cheques returned because of insufficient funds.

## What if I change my mind?

Under securities law in some provinces and territories, you have the right to:

- withdraw from an agreement to buy mutual funds securities within two business days after you receive a simplified prospectus or Fund Facts document, or
- cancel your purchase within 48 hours after you receive confirmation of the purchase.

In some provinces and territories, you also have the right to cancel a purchase, or in some jurisdictions, claim damages, if the simplified prospectus, annual information form, Fund Facts document or financial statements contain a misrepresentation. You must act within the limit set by the securities law in your province or territory.

For more information, see the securities law of your province or territory or ask a lawyer.

## For more information

Contact CI Investments Inc. or your representative for a copy of the fund's simplified prospectus and other disclosure documents, which have more detailed information. These documents and the Fund Facts make up the fund's legal documents.

CI Investments Inc. Toll Free: 1 (800) 792-9355  
2 Queen Street East 20th Floor Email: [service@ci.com](mailto:service@ci.com)  
Toronto, ON, M5C 3G7 [www.ci.com](http://www.ci.com)

To learn more about investing in mutual funds, see the brochure **Understanding mutual funds**, which is available on the website of the Canadian Securities Administrators at [www.securities-administrators.ca](http://www.securities-administrators.ca).