

Select 30i70e Managed Portfolio Corporate Class (Class ET5 shares) August 2, 2019

This document contains key information you should know about Select 30i70e Managed Portfolio Corporate Class. You can find more detailed information in the fund's simplified prospectus. For a copy ask your representative or contact CI Investments Inc. at 1-800-792-9355 or service@ci.com, or visit our website at www.ci.com.

Before you invest in any fund, you should consider how it works with your other investments and your tolerance for risk.

Quick facts

Fund code:	CAD ISC: 16710	Fund manager:	CI Investments Inc.
Date class started:	August 4, 2015	Portfolio manager:	CI Investments Inc.
Total value of fund on June 28, 2019:	\$762.0 million	Distributions:	Ordinary dividends (if any) and capital gains dividends (if any), each March, June, September and December, Default reinvestment in additional shares; Return of capital, each month, Default cash distribution
Management expense ratio (MER):	2.21%	Minimum investment:	\$100,000 initial / \$5,000 additional

What does the fund invest in?

This fund invests 30% of its assets in mutual funds that invest primarily in income securities and 70% of its assets in mutual funds that invest primarily in equity securities.

The charts below give you a snapshot of the fund's investments on June 28, 2019. The fund's investments will change.

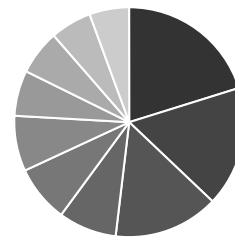
Top 10 investments (June 28, 2019)

1. Select Canadian Equity Managed Fund Class I	26.53%
2. CI Income Fund (Class A units)	25.13%
3. Select U.S. Equity Managed Fund Class I	24.49%
4. Select International Equity Managed Fund Class I	18.66%
5. Signature Global Bond Fund (Class I units)	4.27%
6. Cash and Cash Equivalents	0.92%

Total percentage of the top 10 investments 100.00%

Total number of investments 6

Investment mix (June 28, 2019)



Fixed Income	20.2%
Financial Services	16.9%
Other	14.8%
Cash and Equivalents	8.2%
Consumer Services	8.0%
Technology	7.8%
Energy	6.4%
Consumer Goods	6.3%
Industrial Services	5.8%
Healthcare	5.6%

How risky is it?

The value of the fund can go down as well as up. You could lose money.

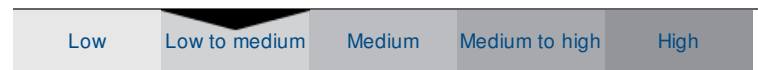
One way to gauge risk is to look at how much a fund's returns change over time. This is called "volatility".

In general, funds with higher volatility will have returns that change more over time. They typically have a greater chance of losing money and may have a greater chance of higher returns. Funds with lower volatility tend to have returns that change less over time. They typically have lower returns and may have a lower chance of losing money.

Risk rating

CI Investments Inc. has rated the volatility of this fund as **low to medium**.

Generally, the rating is based on how much the fund's returns have changed from year to year. It doesn't tell you how volatile the fund will be in the future. The rating can change over time. A fund with a low risk rating can still lose money.



For more information about the risk rating and specific risks that can affect the fund's returns, see the "What is a Mutual Fund and What are the Risks of Investing in a Mutual Fund?" section of the fund's simplified prospectus.

No guarantees

Like most mutual funds, this fund doesn't have any guarantees. You may not get back the amount of money you invest.

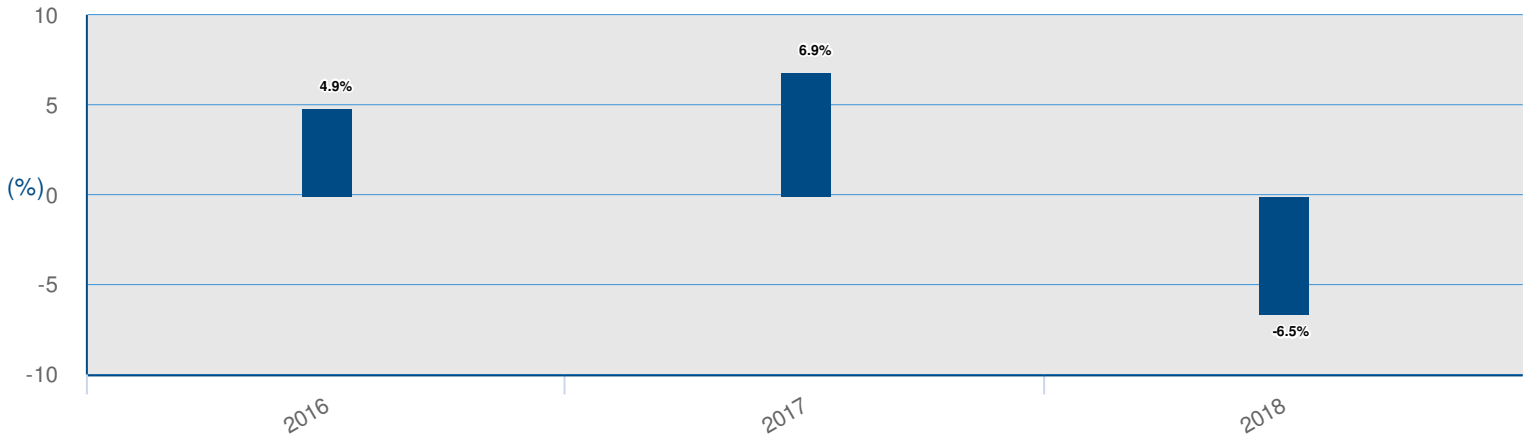
Select 30i70e Managed Portfolio Corporate Class (Class ET5 shares)

How has the fund performed?

This section tells you how Class ET5 securities of the fund have performed over the past 3 calendar years. Returns are after expenses have been deducted. These expenses reduce the fund's returns.

Year-by-year returns

This chart shows how Class ET5 securities of the fund performed in each of the past 3 calendar years. This fund class dropped in value in 1 of the last 3 calendar years. The range of returns and change from year to year can help you assess how risky the fund has been in the past. It does not tell you how the fund will perform in the future.



Best and worst 3-month returns

This table shows the best and worst returns for Class ET5 securities of the fund in a 3-month period over the past 3 calendar years. The best and worst 3-month returns could be higher or lower in the future. Consider how much of a loss you could afford to take in a short period of time.

	Return	3 months ending	If you invested \$1,000 at the beginning of the period
Best return	5.4%	May 31, 2016	Your investment would be \$1,054.
Worst return	-2.4%	August 31, 2017	Your investment would be \$976.

Average return

The annual compounded return of Class ET5 securities of the fund was 2.2% since inception. If you had invested \$1,000 in the fund on the inception date, your investment would now be worth \$1,063.

Who is this fund for?

This fund may be suitable for you if you:

- want to invest in a diversified portfolio of equity securities, with a small amount of exposure to income securities to mitigate short-term volatility
- are investing for the medium term
- can tolerate low to medium risk

A word about tax

In general, you'll have to pay income tax on any money you make on a fund. How much you pay depends on the tax laws of where you live and whether you hold the fund in a registered plan, such as a Registered Retirement Savings Plan or a Tax-Free Savings Account.

Keep in mind that if you hold your fund in a non-registered account, fund distributions are included in your taxable income, whether you get them in cash or have them reinvested.

You will not have to pay income tax on any return of capital distributions made by the fund, although they will affect your capital gains or losses on disposition.

Select 30i70e Managed Portfolio Corporate Class (Class ET5 shares)

How much does it cost?

The following tables show the fees and expenses you could pay to buy, own and sell Class ET5 securities of the fund. The fees and expenses — including any commissions — can vary among classes of a fund and among funds. Higher commissions can influence representatives to recommend one investment over another. Ask about other funds and investments that may be suitable for you at a lower cost.

1. Sales charges

You may pay a sales charge when you buy Class ET5 securities of the fund.

Sales charge option	What you pay		How it works
	in percent (%)	in dollars (\$)	
Initial sales charge	0 to 5.0% of the amount you buy	\$0 to \$50.00 on every \$1,000 you pay	<ul style="list-style-type: none"> You and your representative decide on the rate. The initial sales charge is deducted from the amount you buy. It goes to your representative's firm as a commission.

2. Fund expenses

You don't pay these expenses directly. They affect you because they reduce the fund class' returns. As at March 31, 2019, the total fund class' expenses were 2.29%. This equals \$22.90 for every \$1,000 invested.

	Annual rate (as a % of the fund class' value)
Management expense ratio (MER) This is the total of the fund class' management fee (which includes the trailing commission), administration fee, and Certain Fund Costs.	2.21%
Trading expense ratio (TER) These are the fund class' trading costs.	0.08%
Fund expenses	2.29%

More about trailing commission

The trailing commission is an ongoing commission. It is paid for as long as you own the fund. It is for the services and advice that your representative and their firm provide to you.

CI Investments Inc. pays the trailing commission to your representative's firm. It is paid from the fund's management fee and is based on the value of your investment. The maximum annual trailing commission is 1.00%.

3. Other fees

You may have to pay other fees when you buy, hold, sell or switch securities of the fund.

Fee	What you pay
Short-term trading fee	Up to 2% of the net asset value of the securities you redeem, if we determine that you have engaged in inappropriate short-term trading, which may occur if you sell or transfer your securities within 30 days of buying them. This fee goes to the fund.
Transfer fee	Your representative's firm may charge you up to 2% of the net asset value of securities you switch to another fund.
NSF cheque fee	There is a \$25 charge for all cheques returned because of insufficient funds.

What if I change my mind?

Under securities law in some provinces and territories, you have the right to:

- withdraw from an agreement to buy mutual funds securities within two business days after you receive a simplified prospectus or Fund Facts document, or
- cancel your purchase within 48 hours after you receive confirmation of the purchase.

In some provinces and territories, you also have the right to cancel a purchase, or in some jurisdictions, claim damages, if the simplified prospectus, annual information form, Fund Facts document or financial statements contain a misrepresentation. You must act within the limit set by the securities law in your province or territory.

For more information, see the securities law of your province or territory or ask a lawyer.

For more information

Contact CI Investments Inc. or your representative for a copy of the fund's simplified prospectus and other disclosure documents, which have more detailed information. These documents and the Fund Facts make up the fund's legal documents.

CI Investments Inc.
2 Queen Street East 20th Floor
Toronto, ON, M5C 3G7

Toll Free: 1 (800) 792-9355
Email: service@ci.com
www.ci.com

To learn more about investing in mutual funds, see the brochure **Understanding mutual funds**, which is available on the website of the Canadian Securities Administrators at www.securities-administrators.ca.