

## CI Income Fund (Series A units) August 28, 2020

This document contains key information you should know about CI Income Fund. You can find more detailed information in the fund's simplified prospectus. For a copy ask your representative or contact CI Investments Inc. at 1-800-792-9355 or service@ci.com, or visit our website at www.ci.com.

**Before you invest in any fund, you should consider how it works with your other investments and your tolerance for risk.**

Effective on or about September 14, 2020, 1832 Asset Management L.P. will no longer be portfolio sub-adviser to the fund.

### Quick facts

<b>Fund code:</b>	CAD ISC: 2339; DSC: 3339; LL: 1339; IDSC: 14252;	<b>Fund manager:</b>	CI Investments Inc.
<b>Date series started:</b>	October 05, 2010	<b>Portfolio manager:</b>	CI Investments Inc. with portfolio sub-advisers Marret Asset Management Inc., 1832 Asset Management L.P. and CI Global Investments Inc.
<b>Total value of fund on July 31, 2020:</b>	\$6,020.2 million	<b>Distributions:</b>	Each month; excess capital gains (if any), each December; Default reinvestment in additional units
<b>Management expense ratio (MER):</b>	1.87%	<b>Minimum investment:</b>	\$500 initial / \$25 additional

### What does the fund invest in?

This fund invests primarily in investment grade fixed income securities issued by governments and corporations in Canada and globally. The fund may also invest up to 50% of its assets in other income generating securities such as preferred shares, common shares and real estate investment trusts.


The charts below give you a snapshot of the fund's investments on July 31, 2020. The fund's investments will change.

### Top 10 investments (July 31, 2020)

1. Cash and Cash Equivalents	11.69%
2. United States Treasury 2.00% 15-Feb-2050	3.18%
3. SPDR Gold Shares ETF	2.15%
4. Ontario Province 2.65% 02-Dec-2050	2.07%
5. iShares S&P/TSX Global Gold Index ETF	1.98%
6. Alberta Province 2.35% 01-Jun-2025	1.77%
7. CI Munro Alternative Global Growth Fund (Series I)	1.61%
8. Ontario Province 2.60% 02-Jun-2025	1.61%
9. CI First Asset Gold+ Giants Covered Call ETF	1.44%
10. United States Treasury 2.38% 15-Nov-2049	1.30%

<b>Total percentage of the top 10 investments</b>	<b>28.80%</b>
<b>Total number of investments</b>	<b>1237</b>

### Investment mix (July 31, 2020)



### How risky is it?

The value of the fund can go down as well as up. You could lose money.

One way to gauge risk is to look at how much a fund's returns change over time. This is called "volatility".

In general, funds with higher volatility will have returns that change more over time. They typically have a greater chance of losing money and may have a greater chance of higher returns. Funds with lower volatility tend to have returns that change less over time. They typically have lower returns and may have a lower chance of losing money.

### Risk rating

CI Investments Inc. has rated the volatility of this fund as low.

Generally, the rating is based on how much the fund's returns have changed from year to year. It doesn't tell you how volatile the fund will be in the future. The rating can change over time. A fund with a low risk rating can still lose money.



For more information about the risk rating and specific risks that can affect the fund's returns, see the "What is a Mutual Fund and What are the Risks of Investing in a Mutual Fund?" section of the fund's simplified prospectus.

### No guarantees

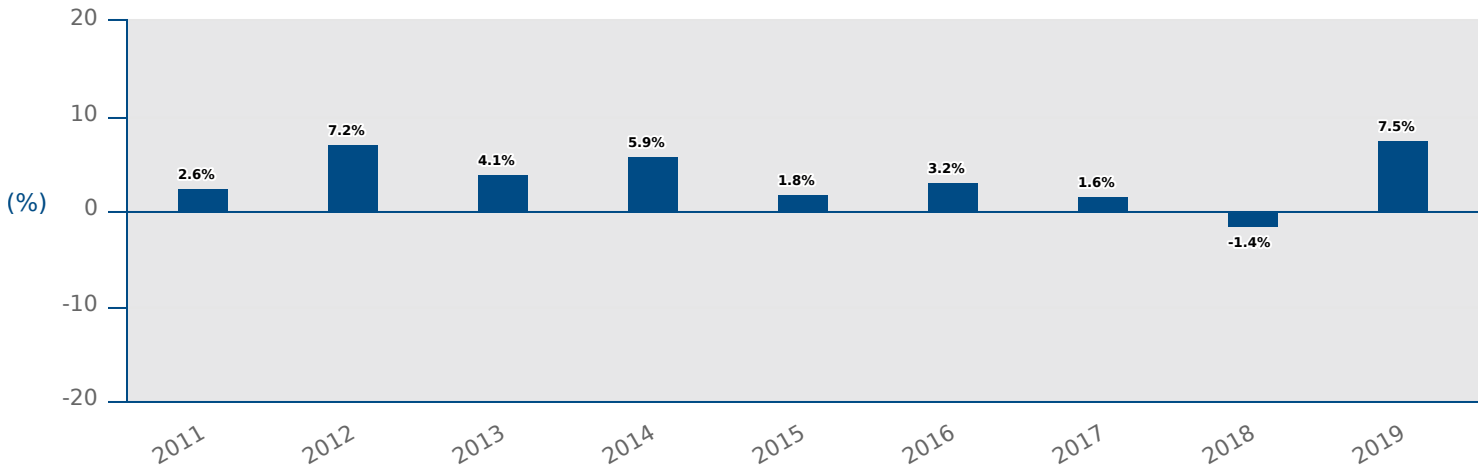
Like most mutual funds, this fund doesn't have any guarantees. You may not get back the amount of money you invest.

## How has the fund performed?

This section tells you how Series A securities of the fund have performed over the past 9 calendar years. Returns are after expenses have been deducted. These expenses reduce the fund's returns.

### Year-by-year returns

This chart shows how Series A securities of the fund performed in each of the past 9 calendar years. This fund series dropped in value in 1 of the last 9 calendar years. The range of returns and change from year to year can help you assess how risky the fund has been in the past. It does not tell you how the fund will perform in the future.



### Best and worst 3-month returns

This table shows the best and worst returns for Series A securities of the fund in a 3-month period over the past 9 calendar years to July 31, 2020. The best and worst 3-month returns could be higher or lower in the future. Consider how much of a loss you could afford to take in a short period of time.

	Return	3 months ending	If you invested \$1,000 at the beginning of the period
<b>Best return</b>	6.1%	June 30, 2020	Your investment would be \$1,061.
<b>Worst return</b>	-4.6%	March 31, 2020	Your investment would be \$954.

### Average return

The annual compounded return of Series A securities of the fund was 3.5% since inception. If you had invested \$1,000 in the fund on the inception date, your investment would now be worth \$1,407.

## Who is this fund for?

### This fund may be suitable for you if you:

- want to receive income
- want a single diversified income solution as the fixed-income component of a larger, diversified investment portfolio
- are investing for the short and/or medium term
- can tolerate low risk

## A word about tax

In general, you'll have to pay income tax on any money you make on a fund. How much you pay depends on the tax laws of where you live and whether you hold the fund in a registered plan, such as a Registered Retirement Savings Plan or a Tax-Free Savings Account.

Keep in mind that if you hold your fund in a non-registered account, fund distributions are included in your taxable income, whether you get them in cash or have them reinvested.

## How much does it cost?

The following tables show the fees and expenses you could pay to buy, own and sell Series A securities of the fund. The fees and expenses — including any commissions — can vary among series of a fund and among funds. Higher commissions can influence representatives to recommend one investment over another. Ask about other funds and investments that may be suitable for you at a lower cost.

### 1. Sales charges

You may have to choose a sales charge option when you buy Series A securities of the fund. Ask about pros and cons of each option.

What you pay		How it works
in percent (%)	in dollars (\$)	
<b>Initial sales charge</b>		
0 to 5.0% of the amount you buy	\$0 to \$50.00 on every \$1,000 you pay	<ul style="list-style-type: none"> <li>You and your representative decide on the rate.</li> <li>The initial sales charge is deducted from the amount you buy. It goes to your representative's firm as a commission.</li> </ul>
<b>Standard deferred sales charges</b>		
<b>If you sell within:</b>		
	\$0 to \$55.00 on every \$1,000 of original cost you sell	<ul style="list-style-type: none"> <li>The standard deferred sales charge is a set rate and is deducted from the amount you sell based on the initial cost and number of those securities.</li> <li>When you buy the fund, we pay your representative's firm a commission of 5%. Any standard deferred sales charge you pay when you sell the fund goes to us.</li> <li>You can sell up to 10% of your securities each year without paying a standard deferred sales charge subject to certain restrictions ("10% free redemption right"). Your 10% free redemption right is reduced by the equivalent number of securities you would have received if you had reinvested any cash distributions you received during the calendar year. If you exercised your 10% redemption right and redeem your securities before the standard deferred sales charge schedule has expired, your standard deferred sales charge on a full redemption would be the same as if you had not redeemed securities under your 10% free redemption right.</li> <li>If you hold the fund in a non-registered account, if applicable, you can ask to receive cash distributions which are not subject to standard deferred sales charges.</li> <li>You can switch between standard deferred sales charge funds at any time without paying this sales charge. The standard deferred sales charge schedule will be based on the date you bought securities of the first fund and the rates and duration of such schedule shall continue to apply.</li> <li>Your securities will be converted into the initial sales charge option after the expiry of the standard deferred sales charge schedule if you qualify for CI Preferred Pricing (and if available for your securities) and such securities will participate in CI Preferred Pricing.</li> </ul>
<b>1 year of buying</b>	<b>5.5%</b>	
<b>2 years of buying</b>	<b>5.0%</b>	
<b>3 years of buying</b>	<b>5.0%</b>	
<b>4 years of buying</b>	<b>4.0%</b>	
<b>5 years of buying</b>	<b>4.0%</b>	
<b>6 years of buying</b>	<b>3.0%</b>	
<b>7 years of buying</b>	<b>2.0%</b>	
<b>After 7 years</b>	<b>0.0%</b>	
<b>Intermediate deferred sales charges</b>		
<b>If you sell within:</b>		
	\$0 to \$55.00 on every \$1,000 of original cost you sell	<ul style="list-style-type: none"> <li>The intermediate deferred sales charge is a set rate and is deducted from the amount you sell based on the initial cost and number of those securities.</li> <li>When you buy the fund, we pay your representative's firm a commission of 4%. Any intermediate deferred sales charge you pay when you sell the fund goes to us.</li> <li>You can sell up to 10% of your securities each year without paying an intermediate deferred sales charge subject to certain restrictions. Your 10% free redemption right is reduced by the equivalent number of securities you would have received if you had reinvested any cash distributions you received during the calendar year. If you exercised your 10% redemption right and redeem your securities before the intermediate deferred sales charge schedule has expired, your intermediate deferred sales charge on a full redemption would be the same as if you had not redeemed securities under your 10% free redemption right.</li> <li>If you hold the fund in a non-registered account, if applicable, you can ask to receive cash distributions which are not subject to intermediate deferred sales charges.</li> <li>You can switch between intermediate deferred sales charge funds at any time without paying this sales charge. The intermediate deferred sales charge schedule will be based on the date you bought securities of the first fund and the rates and duration of such schedule shall continue to apply.</li> <li>Your securities will be converted into the initial sales charge option after the expiry of the intermediate deferred sales charge schedule if you qualify for CI Preferred Pricing (and if available for your securities) and such securities will participate in CI Preferred Pricing.</li> </ul>
<b>1 year of buying</b>	<b>5.5%</b>	
<b>2 years of buying</b>	<b>5.0%</b>	
<b>3 years of buying</b>	<b>4.5%</b>	
<b>4 years of buying</b>	<b>4.0%</b>	
<b>5 years of buying</b>	<b>3.5%</b>	
<b>6 years of buying</b>	<b>3.0%</b>	
<b>7 years of buying</b>	<b>1.5%</b>	
<b>After 7 years</b>	<b>0.0%</b>	
<b>Low-load sales charges</b>		
<b>If you sell within:</b>		
	\$0 to \$30.00 on every \$1,000 of original cost you sell	<ul style="list-style-type: none"> <li>The low-load sales charge is a set rate and is deducted from the amount you sell based on the initial cost and number of those securities.</li> <li>When you buy the fund, we pay your representative's firm a commission of up to 2.5%. Any low-load sales charge you pay when you sell the fund goes to us.</li> <li>If you hold the fund in a non-registered account, if applicable, you can ask to receive cash distributions which are not subject to low-load sales charges.</li> <li>You can switch between low-load sales charge funds at any time without paying this sales charge. The low-load sales charge schedule will be based on the date you bought securities of the first fund and the rates and duration of such schedule shall continue to apply.</li> <li>Your securities will be converted into the initial sales charge option after the expiry of the low-load sales charge schedule if you qualify for CI Preferred Pricing (and if available for your securities) and such securities will participate in CI Preferred Pricing.</li> </ul>
<b>1 year of buying</b>	<b>3.0%</b>	
<b>2 years of buying</b>	<b>2.5%</b>	
<b>3 years of buying</b>	<b>2.0%</b>	
<b>After 3 years</b>	<b>0.0%</b>	

## 2. Fund expenses

You don't pay these expenses directly. They affect you because they reduce the fund series' returns. As at March 31, 2020, the total fund series' expenses were 1.92%. This equals \$19.20 for every \$1,000 invested.

	Annual rate (as a % of the fund series' value)
<b>Management expense ratio (MER)</b>	
This is the total of the series' management fee (including the trailing commission), administration fee and Certain Fund Costs.	1.87%
<b>Trading expense ratio (TER)</b>	
These are the fund series' trading costs.	0.05%
<b>Fund expenses</b>	1.92%

### More about trailing commission

The trailing commission is an ongoing commission. It is paid for as long as you own the fund. It is for the services and/or advice that your representative and their firm provide to you.

CI Investments Inc. pays the trailing commission to your representative's firm. It is paid from the fund's management fee and is based on the value of your investment. The rate depends on the sales charge option you choose.

Sales charge option	Amount of trailing commission	
	in percent (%)	in dollars (\$)
<b>Initial sales charge</b>	0% to 0.75% of the value of your investment each year	\$0 to \$7.50 each year on every \$1,000 invested
<b>Standard deferred sales charges</b>	0% to 0.30% of the value of your investment each year	\$0 to \$3.00 each year on every \$1,000 invested
<b>Intermediate deferred sales charges</b>	0% to 0.65% of the value of your investment each year	\$0 to \$6.50 each year on every \$1,000 invested
<b>Low-load sales charges</b>	0% to 0.30% of the value of your investment each year	\$0 to \$3.00 each year on every \$1,000 invested

The standard and intermediate deferred sales charge trailing commission rates, and the low-load sales charge trailing commission rate, each change to the initial sales charge trailing commission rate upon completion of your deferred sales charge schedule.

## 3. Other fees

You may have to pay other fees when you buy, hold, sell or switch securities of the fund.

Fee	What you pay
<b>Short-term trading fee</b>	Up to 2% of the net asset value of the securities you redeem, if we determine that you have engaged in inappropriate short-term trading, which may occur if you sell or transfer your securities within 30 days of buying them. This fee goes to the fund.
<b>Transfer fee</b>	Your representative's firm may charge you up to 2% of the net asset value of securities you switch to another mutual fund.
<b>Program minimum fee</b>	If you participate in one of our managed programs, we may charge you an annual fee of up to 0.15% of the net asset value of the applicable series of securities of the fund within the program, payable to us quarterly by the redemption of securities (without charges), if your investment is less than the program minimum.
<b>Reclassification fee</b>	If you are switching Series A, AT5, AT6, AT8, U, UT6 or Z securities to a different series of securities of the same fund, you may have to pay to us a reclassification fee if you bought your securities under a deferred sales charge option. This fee is equal to the sales charge you would pay if you sold such securities.
<b>NSF cheque fee</b>	There is a \$25 charge for all cheques returned because of insufficient funds.

### What if I change my mind?

Under securities law in some provinces and territories, you have the right to:

- withdraw from an agreement to buy mutual funds securities within two business days after you receive a simplified prospectus or Fund Facts document, or
- cancel your purchase within 48 hours after you receive confirmation of the purchase.

In some provinces and territories, you also have the right to cancel a purchase, or in some jurisdictions, claim damages, if the simplified prospectus, annual information form, Fund Facts document or financial statements contain a misrepresentation. You must act within the limit set by the securities law in your province or territory.

For more information, see the securities law of your province or territory or ask a lawyer.

### For more information

Contact CI Investments Inc. or your representative for a copy of the fund's simplified prospectus and other disclosure documents, which have more detailed information. These documents and the Fund Facts make up the fund's legal documents.

CI Investments Inc.  
2 Queen Street East 20th Floor, Toronto, ON, M5C 3G7

Toll Free: 1 (800) 792-9355  
Email: [service@ci.com](mailto:service@ci.com)  
[www.ci.com](http://www.ci.com)

To learn more about investing in mutual funds, see the brochure **Understanding mutual funds**, which is available on the website of the Canadian Securities Administrators at [www.securities-administrators.ca](http://www.securities-administrators.ca).

## CI Income Fund (Series E units) August 28, 2020

This document contains key information you should know about CI Income Fund. You can find more detailed information in the fund's simplified prospectus. For a copy ask your representative or contact CI Investments Inc. at 1-800-792-9355 or service@ci.com, or visit our website at www.ci.com.

**Before you invest in any fund, you should consider how it works with your other investments and your tolerance for risk.**

Effective on or about September 14, 2020, 1832 Asset Management L.P. will no longer be portfolio sub-adviser to the fund.

### Quick facts

<b>Fund code:</b>	CAD ISC: 16063	<b>Fund manager:</b>	CI Investments Inc.
<b>Date series started:</b>	August 04, 2015	<b>Portfolio manager:</b>	CI Investments Inc. with portfolio sub-advisers Marret Asset Management Inc., 1832 Asset Management L.P. and CI Global Investments Inc.
<b>Total value of fund on July 31, 2020:</b>	\$6,020.2 million	<b>Distributions:</b>	Each month; excess capital gains (if any), each December; Default reinvestment in additional units
<b>Management expense ratio (MER):</b>	2.01%	<b>Minimum investment:</b>	\$100,000 initial / \$5,000 additional

### What does the fund invest in?

This fund invests primarily in investment grade fixed income securities issued by governments and corporations in Canada and globally. The fund may also invest up to 50% of its assets in other income generating securities such as preferred shares, common shares and real estate investment trusts.

The charts below give you a snapshot of the fund's investments on July 31, 2020. The fund's investments will change.


### Top 10 investments (July 31, 2020)

1. Cash and Cash Equivalents	11.69%
2. United States Treasury 2.00% 15-Feb-2050	3.18%
3. SPDR Gold Shares ETF	2.15%
4. Ontario Province 2.65% 02-Dec-2050	2.07%
5. iShares S&P/TSX Global Gold Index ETF	1.98%
6. Alberta Province 2.35% 01-Jun-2025	1.77%
7. CI Munro Alternative Global Growth Fund (Series I)	1.61%
8. Ontario Province 2.60% 02-Jun-2025	1.61%
9. CI First Asset Gold+ Giants Covered Call ETF	1.44%
10. United States Treasury 2.38% 15-Nov-2049	1.30%

**Total percentage of the top 10 investments** 28.80%

**Total number of investments** 1237

### Investment mix (July 31, 2020)



### How risky is it?

The value of the fund can go down as well as up. You could lose money.

One way to gauge risk is to look at how much a fund's returns change over time. This is called "volatility".

In general, funds with higher volatility will have returns that change more over time. They typically have a greater chance of losing money and may have a greater chance of higher returns. Funds with lower volatility tend to have returns that change less over time. They typically have lower returns and may have a lower chance of losing money.

### Risk rating

CI Investments Inc. has rated the volatility of this fund as low.

Generally, the rating is based on how much the fund's returns have changed from year to year. It doesn't tell you how volatile the fund will be in the future. The rating can change over time. A fund with a low risk rating can still lose money.



For more information about the risk rating and specific risks that can affect the fund's returns, see the "What is a Mutual Fund and What are the Risks of Investing in a Mutual Fund?" section of the fund's simplified prospectus.

### No guarantees

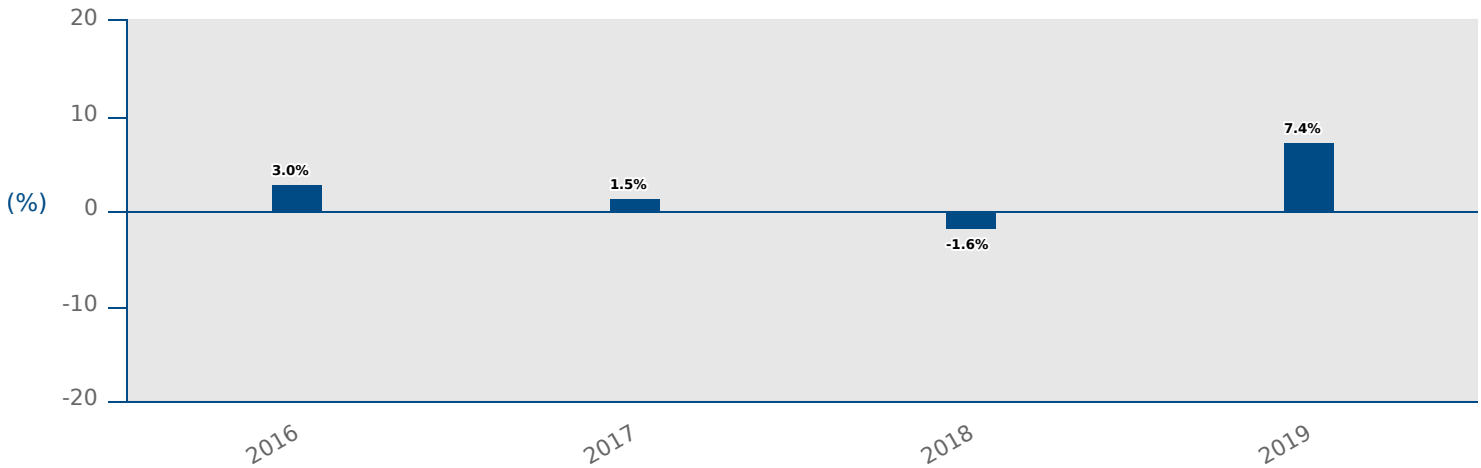
Like most mutual funds, this fund doesn't have any guarantees. You may not get back the amount of money you invest.

## How has the fund performed?

This section tells you how Series E securities of the fund have performed over the past 4 calendar years. Returns are after expenses have been deducted. These expenses reduce the fund's returns.

### Year-by-year returns

This chart shows how Series E securities of the fund performed in each of the past 4 calendar years. This fund series dropped in value in 1 of the last 4 calendar years. The range of returns and change from year to year can help you assess how risky the fund has been in the past. It does not tell you how the fund will perform in the future.



### Best and worst 3-month returns

This table shows the best and worst returns for Series E securities of the fund in a 3-month period over the past 4 calendar years to July 31, 2020. The best and worst 3-month returns could be higher or lower in the future. Consider how much of a loss you could afford to take in a short period of time.

	Return	3 months ending	If you invested \$1,000 at the beginning of the period
<b>Best return</b>	6.0%	June 30, 2020	Your investment would be \$1,060.
<b>Worst return</b>	-4.6%	March 31, 2020	Your investment would be \$954.

### Average return

The annual compounded return of Series E securities of the fund was 2.4% since inception. If you had invested \$1,000 in the fund on the inception date, your investment would now be worth \$1,128.

## Who is this fund for?

### This fund may be suitable for you if you:

- want to receive income
- want a single diversified income solution as the fixed-income component of a larger, diversified investment portfolio
- are investing for the short and/or medium term
- can tolerate low risk

## A word about tax

In general, you'll have to pay income tax on any money you make on a fund. How much you pay depends on the tax laws of where you live and whether you hold the fund in a registered plan, such as a Registered Retirement Savings Plan or a Tax-Free Savings Account.

Keep in mind that if you hold your fund in a non-registered account, fund distributions are included in your taxable income, whether you get them in cash or have them reinvested.

## How much does it cost?

The following tables show the fees and expenses you could pay to buy, own and sell Series E securities of the fund. The fees and expenses — including any commissions — can vary among series of a fund and among funds. Higher commissions can influence representatives to recommend one investment over another. Ask about other funds and investments that may be suitable for you at a lower cost.

### 1. Sales charges

You may pay a sales charge when you buy Series E securities of the fund.

Sales charge option	What you pay		How it works
	in dollars (\$)	in percent (%)	
<b>Initial sales charge</b>	0 to 5.0% of the amount you buy	\$0 to \$50.00 on every \$1,000 you pay	<ul style="list-style-type: none"> <li>You and your representative decide on the rate.</li> <li>The initial sales charge is deducted from the amount you buy. It goes to your representative's firm as a commission.</li> </ul>

### 2. Fund expenses

You don't pay these expenses directly. They affect you because they reduce the fund series' returns. As at March 31, 2020, the total fund series' expenses were 2.06%. This equals \$20.60 for every \$1,000 invested.

	Annual rate (as a % of the fund series' value)
<b>Management expense ratio (MER)</b>	
This is the total of the series' management fee (including the trailing commission), administration fee, and Certain Fund Costs.	2.01%
<b>Trading expense ratio (TER)</b>	
These are the fund series' trading costs.	0.05%
<b>Fund expenses</b>	2.06%

#### More about trailing commission

The trailing commission is an ongoing commission. It is paid for as long as you own the fund. It is for the services and advice that your representative and their firm provide to you.

CI Investments Inc. pays the trailing commission to your representative's firm. It is paid from the fund's management fee and is based on the value of your investment. The maximum annual trailing commission is 1.00%.

### 3. Other fees

You may have to pay other fees when you buy, hold, sell or switch securities of the fund.

Fee	What you pay
<b>Short-term trading fee</b>	Up to 2% of the net asset value of the securities you redeem, if we determine that you have engaged in inappropriate short-term trading, which may occur if you sell or transfer your securities within 30 days of buying them. This fee goes to the fund.
<b>Transfer fee</b>	Your representative's firm may charge you up to 2% of the net asset value of securities you switch to another mutual fund.
<b>NSF cheque fee</b>	There is a \$25 charge for all cheques returned because of insufficient funds.

## What if I change my mind?

Under securities law in some provinces and territories, you have the right to:

- withdraw from an agreement to buy mutual funds securities within two business days after you receive a simplified prospectus or Fund Facts document, or
- cancel your purchase within 48 hours after you receive confirmation of the purchase.

In some provinces and territories, you also have the right to cancel a purchase, or in some jurisdictions, claim damages, if the simplified prospectus, annual information form, Fund Facts document or financial statements contain a misrepresentation. You must act within the limit set by the securities law in your province or territory.

For more information, see the securities law of your province or territory or ask a lawyer.

## For more information

Contact CI Investments Inc. or your representative for a copy of the fund's simplified prospectus and other disclosure documents, which have more detailed information. These documents and the Fund Facts make up the fund's legal documents.

CI Investments Inc.  
2 Queen Street East 20th Floor, Toronto, ON, M5C 3G7

Toll Free: 1 (800) 792-9355  
Email: [service@ci.com](mailto:service@ci.com)  
[www.ci.com](http://www.ci.com)

To learn more about investing in mutual funds, see the brochure **Understanding mutual funds**, which is available on the website of the Canadian Securities Administrators at [www.securities-administrators.ca](http://www.securities-administrators.ca).



## CI Income Fund (Series EF units) August 28, 2020

This document contains key information you should know about CI Income Fund. You can find more detailed information in the fund's simplified prospectus. For a copy ask your representative or contact CI Investments Inc. at 1-800-792-9355 or service@ci.com, or visit our website at www.ci.com.

**Before you invest in any fund, you should consider how it works with your other investments and your tolerance for risk.**

Effective on or about September 14, 2020, 1832 Asset Management L.P. will no longer be portfolio sub-adviser to the fund.

### Quick facts

<b>Fund code:</b>	CAD 15063	<b>Fund manager:</b>	CI Investments Inc.
<b>Date series started:</b>	November 27, 2014	<b>Portfolio manager:</b>	CI Investments Inc. with portfolio sub-advisers Marret Asset Management Inc., 1832 Asset Management L.P. and CI Global Investments Inc.
<b>Total value of fund on July 31, 2020:</b>	\$6,020.2 million	<b>Distributions:</b>	Each month; excess capital gains (if any), each December; Default reinvestment in additional units
<b>Management expense ratio (MER):</b>	0.90%	<b>Minimum investment:</b>	\$100,000 initial / \$5,000 additional

### What does the fund invest in?

This fund invests primarily in investment grade fixed income securities issued by governments and corporations in Canada and globally. The fund may also invest up to 50% of its assets in other income generating securities such as preferred shares, common shares and real estate investment trusts.

The charts below give you a snapshot of the fund's investments on July 31, 2020. The fund's investments will change.


### Top 10 investments (July 31, 2020)

1. Cash and Cash Equivalents	11.69%
2. United States Treasury 2.00% 15-Feb-2050	3.18%
3. SPDR Gold Shares ETF	2.15%
4. Ontario Province 2.65% 02-Dec-2050	2.07%
5. iShares S&P/TSX Global Gold Index ETF	1.98%
6. Alberta Province 2.35% 01-Jun-2025	1.77%
7. CI Munro Alternative Global Growth Fund (Series I)	1.61%
8. Ontario Province 2.60% 02-Jun-2025	1.61%
9. CI First Asset Gold+ Giants Covered Call ETF	1.44%
10. United States Treasury 2.38% 15-Nov-2049	1.30%

**Total percentage of the top 10 investments** 28.80%

**Total number of investments** 1237

### Investment mix (July 31, 2020)



### How risky is it?

The value of the fund can go down as well as up. You could lose money.

One way to gauge risk is to look at how much a fund's returns change over time. This is called "volatility".

In general, funds with higher volatility will have returns that change more over time. They typically have a greater chance of losing money and may have a greater chance of higher returns. Funds with lower volatility tend to have returns that change less over time. They typically have lower returns and may have a lower chance of losing money.

### Risk rating

CI Investments Inc. has rated the volatility of this fund as low.

Generally, the rating is based on how much the fund's returns have changed from year to year. It doesn't tell you how volatile the fund will be in the future. The rating can change over time. A fund with a low risk rating can still lose money.



For more information about the risk rating and specific risks that can affect the fund's returns, see the "What is a Mutual Fund and What are the Risks of Investing in a Mutual Fund?" section of the fund's simplified prospectus.

### No guarantees

Like most mutual funds, this fund doesn't have any guarantees. You may not get back the amount of money you invest.

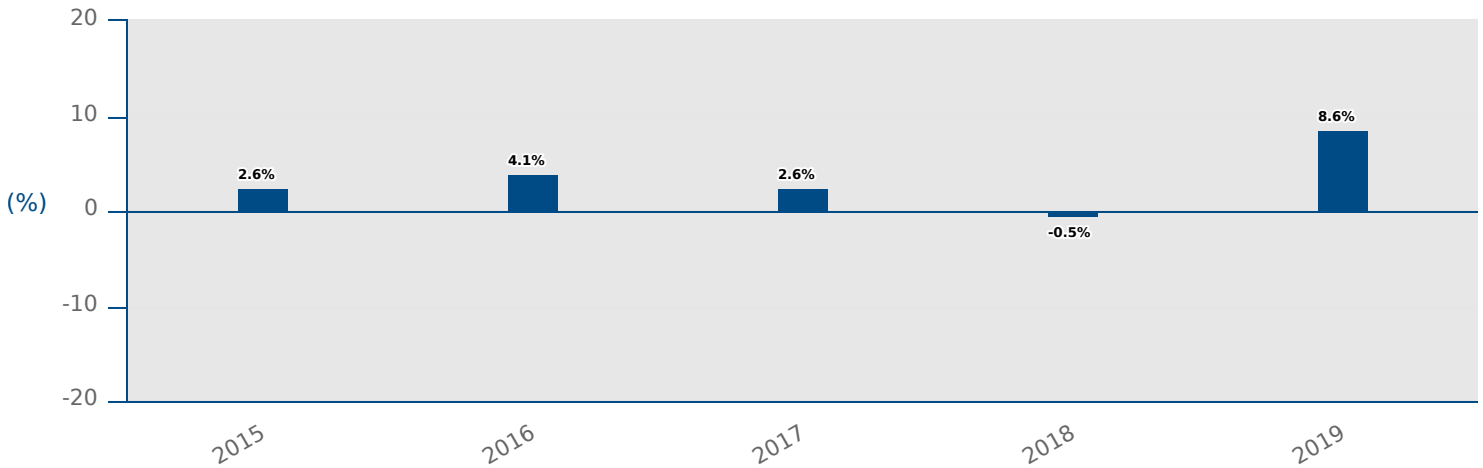


## How has the fund performed?

This section tells you how Series EF securities of the fund have performed over the past 5 calendar years. Returns are after expenses have been deducted. These expenses reduce the fund's returns.

### Year-by-year returns

This chart shows how Series EF securities of the fund performed in each of the past 5 calendar years. This fund series dropped in value in 1 of the last 5 calendar years. The range of returns and change from year to year can help you assess how risky the fund has been in the past. It does not tell you how the fund will perform in the future.



### Best and worst 3-month returns

This table shows the best and worst returns for Series EF securities of the fund in a 3-month period over the past 5 calendar years to July 31, 2020. The best and worst 3-month returns could be higher or lower in the future. Consider how much of a loss you could afford to take in a short period of time.

	Return	3 months ending	If you invested \$1,000 at the beginning of the period
<b>Best return</b>	6.3%	June 30, 2020	Your investment would be \$1,063.
<b>Worst return</b>	-4.4%	March 31, 2020	Your investment would be \$956.

### Average return

The annual compounded return of Series EF securities of the fund was 3.9% since inception. If you had invested \$1,000 in the fund on the inception date, your investment would now be worth \$1,245.

## Who is this fund for?

### This fund may be suitable for you if you:

- want to receive income
- want a single diversified income solution as the fixed-income component of a larger, diversified investment portfolio
- are investing for the short and/or medium term
- can tolerate low risk

## A word about tax

In general, you'll have to pay income tax on any money you make on a fund. How much you pay depends on the tax laws of where you live and whether you hold the fund in a registered plan, such as a Registered Retirement Savings Plan or a Tax-Free Savings Account.

Keep in mind that if you hold your fund in a non-registered account, fund distributions are included in your taxable income, whether you get them in cash or have them reinvested.

## How much does it cost?

The following tables show the fees and expenses you could pay to buy, own and sell Series EF securities of the fund. The fees and expenses — including any commissions — can vary among series of a fund and among funds. Higher commissions can influence representatives to recommend one investment over another. Ask about other funds and investments that may be suitable for you at a lower cost.

### 1. Sales charges

There are no sales charges applicable to your series of securities.

### 2. Fund expenses

You don't pay these expenses directly. They affect you because they reduce the fund series' returns. As at March 31, 2020, the total fund series' expenses were 0.95%. This equals \$9.50 for every \$1,000 invested.

	Annual rate (as a % of the fund series' value)
<b>Management expense ratio (MER)</b>	
This is the total of the fund series' management fee, administration fee, and Certain Fund Costs.	0.90%
<b>Trading expense ratio (TER)</b>	
These are the fund series' trading costs.	0.05%
<b>Fund expenses</b>	0.95%

### More about trailing commission

CI Investments Inc. does not pay a trailing commission on your series of securities out of the fund's management fee.

### 3. Other fees

You may have to pay other fees when you buy, hold, sell or switch securities of the fund.

Fee	What you pay
<b>Short-term trading fee</b>	Up to 2% of the net asset value of the securities you redeem, if we determine that you have engaged in inappropriate short-term trading, which may occur if you sell or transfer your securities within 30 days of buying them. This fee goes to the fund.
<b>Transfer fee</b>	Your representative's firm may charge you up to 2% of the net asset value of securities you switch to another mutual fund.
<b>Investment advisory fee</b>	You may be charged an investment advisory fee, the amount of which is negotiated between you and your representative (acting on behalf of the representative's firm) and collected by your representative's firm. Series EF securities are available only to investors who participate in fee-based programs through their representatives' firms.
<b>NSF cheque fee</b>	There is a \$25 charge for all cheques returned because of insufficient funds.

## What if I change my mind?

Under securities law in some provinces and territories, you have the right to:

- withdraw from an agreement to buy mutual funds securities within two business days after you receive a simplified prospectus or Fund Facts document, or
- cancel your purchase within 48 hours after you receive confirmation of the purchase.

In some provinces and territories, you also have the right to cancel a purchase, or in some jurisdictions, claim damages, if the simplified prospectus, annual information form, Fund Facts document or financial statements contain a misrepresentation. You must act within the limit set by the securities law in your province or territory.

For more information, see the securities law of your province or territory or ask a lawyer.

## For more information

Contact CI Investments Inc. or your representative for a copy of the fund's simplified prospectus and other disclosure documents, which have more detailed information. These documents and the Fund Facts make up the fund's legal documents.

CI Investments Inc.  
 2 Queen Street East 20th Floor, Toronto, ON, M5C 3G7  
 Toll Free: 1 (800) 792-9355  
 Email: [service@ci.com](mailto:service@ci.com)  
[www.ci.com](http://www.ci.com)

To learn more about investing in mutual funds, see the brochure **Understanding mutual funds**, which is available on the website of the Canadian Securities Administrators at [www.securities-administrators.ca](http://www.securities-administrators.ca).

## CI Income Fund (Series F units) August 28, 2020

This document contains key information you should know about CI Income Fund. You can find more detailed information in the fund's simplified prospectus. For a copy ask your representative or contact CI Investments Inc. at 1-800-792-9355 or service@ci.com, or visit our website at www.ci.com.

**Before you invest in any fund, you should consider how it works with your other investments and your tolerance for risk.**

Effective on or about September 14, 2020, 1832 Asset Management L.P. will no longer be portfolio sub-adviser to the fund.

### Quick facts

<b>Fund code:</b>	CAD 4339	<b>Fund manager:</b>	CI Investments Inc.
<b>Date series started:</b>	October 05, 2010	<b>Portfolio manager:</b>	CI Investments Inc. with portfolio sub-advisers Marret Asset Management Inc., 1832 Asset Management L.P. and CI Global Investments Inc.
<b>Total value of fund on July 31, 2020:</b>	\$6,020.2 million	<b>Distributions:</b>	Each month; excess capital gains (if any), each December; Default reinvestment in additional units
<b>Management expense ratio (MER):</b>	1.03%	<b>Minimum investment:</b>	\$500 initial / \$25 additional

### What does the fund invest in?

This fund invests primarily in investment grade fixed income securities issued by governments and corporations in Canada and globally. The fund may also invest up to 50% of its assets in other income generating securities such as preferred shares, common shares and real estate investment trusts.

The charts below give you a snapshot of the fund's investments on July 31, 2020. The fund's investments will change.


### Top 10 investments (July 31, 2020)

1. Cash and Cash Equivalents	11.69%
2. United States Treasury 2.00% 15-Feb-2050	3.18%
3. SPDR Gold Shares ETF	2.15%
4. Ontario Province 2.65% 02-Dec-2050	2.07%
5. iShares S&P/TSX Global Gold Index ETF	1.98%
6. Alberta Province 2.35% 01-Jun-2025	1.77%
7. CI Munro Alternative Global Growth Fund (Series I)	1.61%
8. Ontario Province 2.60% 02-Jun-2025	1.61%
9. CI First Asset Gold+ Giants Covered Call ETF	1.44%
10. United States Treasury 2.38% 15-Nov-2049	1.30%

**Total percentage of the top 10 investments** 28.80%

**Total number of investments** 1237

### Investment mix (July 31, 2020)



### How risky is it?

The value of the fund can go down as well as up. You could lose money.

One way to gauge risk is to look at how much a fund's returns change over time. This is called "volatility".

In general, funds with higher volatility will have returns that change more over time. They typically have a greater chance of losing money and may have a greater chance of higher returns. Funds with lower volatility tend to have returns that change less over time. They typically have lower returns and may have a lower chance of losing money.

### Risk rating

CI Investments Inc. has rated the volatility of this fund as low.

Generally, the rating is based on how much the fund's returns have changed from year to year. It doesn't tell you how volatile the fund will be in the future. The rating can change over time. A fund with a low risk rating can still lose money.



For more information about the risk rating and specific risks that can affect the fund's returns, see the "What is a Mutual Fund and What are the Risks of Investing in a Mutual Fund?" section of the fund's simplified prospectus.

### No guarantees

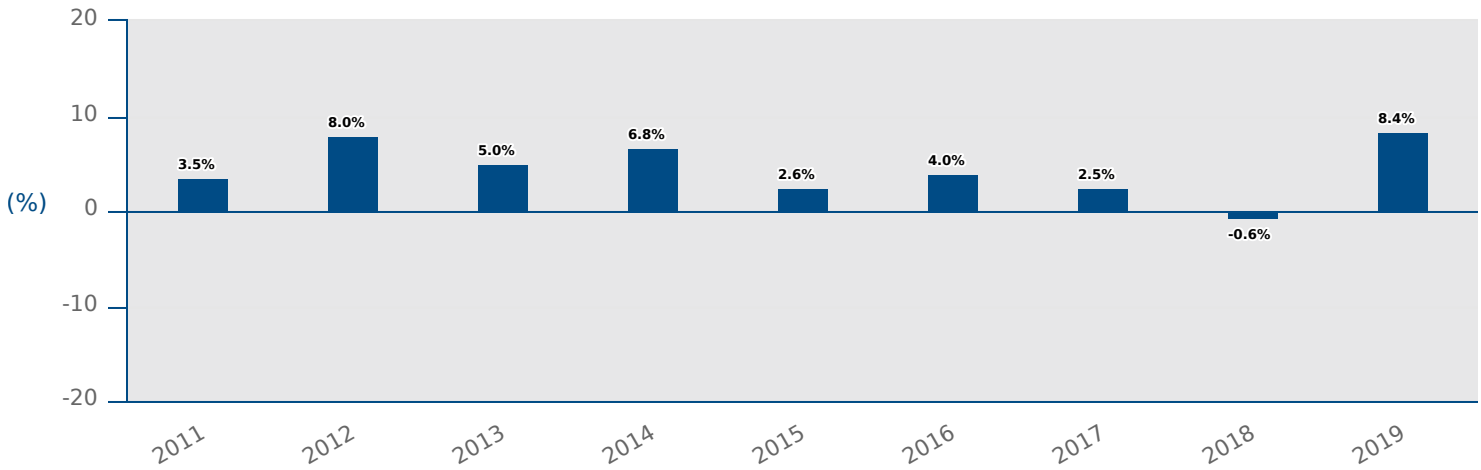
Like most mutual funds, this fund doesn't have any guarantees. You may not get back the amount of money you invest.

## How has the fund performed?

This section tells you how Series F securities of the fund have performed over the past 9 calendar years. Returns are after expenses have been deducted. These expenses reduce the fund's returns.

### Year-by-year returns

This chart shows how Series F securities of the fund performed in each of the past 9 calendar years. This fund series dropped in value in 1 of the last 9 calendar years. The range of returns and change from year to year can help you assess how risky the fund has been in the past. It does not tell you how the fund will perform in the future.



### Best and worst 3-month returns

This table shows the best and worst returns for Series F securities of the fund in a 3-month period over the past 9 calendar years to July 31, 2020. The best and worst 3-month returns could be higher or lower in the future. Consider how much of a loss you could afford to take in a short period of time.

	Return	3 months ending	If you invested \$1,000 at the beginning of the period
<b>Best return</b>	6.3%	June 30, 2020	Your investment would be \$1,063.
<b>Worst return</b>	-4.4%	March 31, 2020	Your investment would be \$956.

### Average return

The annual compounded return of Series F securities of the fund was 4.4% since inception. If you had invested \$1,000 in the fund on the inception date, your investment would now be worth \$1,525.

## Who is this fund for?

### This fund may be suitable for you if you:

- want to receive income
- want a single diversified income solution as the fixed-income component of a larger, diversified investment portfolio
- are investing for the short and/or medium term
- can tolerate low risk

## A word about tax

In general, you'll have to pay income tax on any money you make on a fund. How much you pay depends on the tax laws of where you live and whether you hold the fund in a registered plan, such as a Registered Retirement Savings Plan or a Tax-Free Savings Account.

Keep in mind that if you hold your fund in a non-registered account, fund distributions are included in your taxable income, whether you get them in cash or have them reinvested.

## How much does it cost?

The following tables show the fees and expenses you could pay to buy, own and sell Series F securities of the fund. The fees and expenses — including any commissions — can vary among series of a fund and among funds. Higher commissions can influence representatives to recommend one investment over another. Ask about other funds and investments that may be suitable for you at a lower cost.

### 1. Sales charges

There are no sales charges applicable to your series of securities.

### 2. Fund expenses

You don't pay these expenses directly. They affect you because they reduce the fund series' returns.

As at March 31, 2020, the total fund series' expenses were 1.08%. This equals \$10.80 for every \$1,000 invested.

	Annual rate (as a % of the fund series' value)
<b>Management expense ratio (MER)</b>	
This is the total of the fund series' management fee, administration fee and Certain Fund Costs.	1.03%
<b>Trading expense ratio (TER)</b>	
These are the fund series' trading costs.	0.05%
<b>Fund expenses</b>	<b>1.08%</b>

### More about trailing commission

CI Investments Inc. does not pay a trailing commission on your series of securities out of the fund's management fee.

### 3. Other fees

You may have to pay other fees when you buy, hold, sell or switch securities of the fund.

Fee	What you pay
<b>Short-term trading fee</b>	Up to 2% of the net asset value of the securities you redeem, if we determine that you have engaged in inappropriate short-term trading, which may occur if you sell or transfer your securities within 30 days of buying them. This fee goes to the fund.
<b>Transfer fee</b>	Your representative's firm may charge you up to 2% of the net asset value of securities you switch to another mutual fund.
<b>Program minimum fee</b>	If you participate in one of our managed programs, we may charge you an annual fee of up to 0.15% of the net asset value of the applicable series of securities of the fund within the program, payable to us quarterly by the redemption of securities (without charges), if your investment is less than the program minimum.
<b>Investment advisory fee</b>	You may be charged an investment advisory fee, the amount of which is negotiated between you and your representative (acting on behalf of the representative's firm) and collected by your representative's firm. Series F securities are available only to investors who participate in fee-based programs through their representatives' firms. In certain cases, we will collect the investment advisory fee on behalf of your representative's firm (by redeeming (without charges) a sufficient number of securities from your account on a quarterly basis). In these cases, the investment advisory fee must not exceed 1.50% annually of the net asset value of Series F securities of the fund in your account.
<b>NSF cheque fee</b>	There is a \$25 charge for all cheques returned because of insufficient funds.

## What if I change my mind?

Under securities law in some provinces and territories, you have the right to:

- withdraw from an agreement to buy mutual funds securities within two business days after you receive a simplified prospectus or Fund Facts document, or
- cancel your purchase within 48 hours after you receive confirmation of the purchase.

In some provinces and territories, you also have the right to cancel a purchase, or in some jurisdictions, claim damages, if the simplified prospectus, annual information form, Fund Facts document or financial statements contain a misrepresentation. You must act within the limit set by the securities law in your province or territory.

For more information, see the securities law of your province or territory or ask a lawyer.

## For more information

Contact CI Investments Inc. or your representative for a copy of the fund's simplified prospectus and other disclosure documents, which have more detailed information. These documents and the Fund Facts make up the fund's legal documents.

CI Investments Inc.  
2 Queen Street East 20th Floor, Toronto, ON, M5C 3G7

Toll Free: 1 (800) 792-9355  
Email: [service@ci.com](mailto:service@ci.com)  
[www.ci.com](http://www.ci.com)

To learn more about investing in mutual funds, see the brochure **Understanding mutual funds**, which is available on the website of the Canadian Securities Administrators at [www.securities-administrators.ca](http://www.securities-administrators.ca).

## CI Income Fund (Series I units) August 28, 2020

This document contains key information you should know about CI Income Fund. You can find more detailed information in the fund's simplified prospectus. For a copy ask your representative or contact CI Investments Inc. at 1-800-792-9355 or service@ci.com, or visit our website at www.ci.com.

**Before you invest in any fund, you should consider how it works with your other investments and your tolerance for risk.**

Effective on or about September 14, 2020, 1832 Asset Management L.P. will no longer be portfolio sub-adviser to the fund.

### Quick facts

<b>Fund code:</b>	CAD 5339	<b>Fund manager:</b>	CI Investments Inc.
<b>Date series started:</b>	October 05, 2010	<b>Portfolio manager:</b>	CI Investments Inc. with portfolio sub-advisers Marret Asset Management Inc., 1832 Asset Management L.P. and CI Global Investments Inc.
<b>Total value of fund on July 31, 2020:</b>	\$6,020.2 million	<b>Distributions:</b>	Each month; excess capital gains (if any), each December; Default reinvestment in additional units
<b>Management expense ratio (MER):</b>	0.00%	<b>Minimum investment:</b>	Negotiable

### What does the fund invest in?

This fund invests primarily in investment grade fixed income securities issued by governments and corporations in Canada and globally. The fund may also invest up to 50% of its assets in other income generating securities such as preferred shares, common shares and real estate investment trusts.

The charts below give you a snapshot of the fund's investments on July 31, 2020. The fund's investments will change.


### Top 10 investments (July 31, 2020)

1. Cash and Cash Equivalents	11.69%
2. United States Treasury 2.00% 15-Feb-2050	3.18%
3. SPDR Gold Shares ETF	2.15%
4. Ontario Province 2.65% 02-Dec-2050	2.07%
5. iShares S&P/TSX Global Gold Index ETF	1.98%
6. Alberta Province 2.35% 01-Jun-2025	1.77%
7. CI Munro Alternative Global Growth Fund (Series I)	1.61%
8. Ontario Province 2.60% 02-Jun-2025	1.61%
9. CI First Asset Gold+ Giants Covered Call ETF	1.44%
10. United States Treasury 2.38% 15-Nov-2049	1.30%

**Total percentage of the top 10 investments** 28.80%

**Total number of investments** 1237

### Investment mix (July 31, 2020)



### How risky is it?

The value of the fund can go down as well as up. You could lose money.

One way to gauge risk is to look at how much a fund's returns change over time. This is called "volatility".

In general, funds with higher volatility will have returns that change more over time. They typically have a greater chance of losing money and may have a greater chance of higher returns. Funds with lower volatility tend to have returns that change less over time. They typically have lower returns and may have a lower chance of losing money.

### Risk rating

CI Investments Inc. has rated the volatility of this fund as low.

Generally, the rating is based on how much the fund's returns have changed from year to year. It doesn't tell you how volatile the fund will be in the future. The rating can change over time. A fund with a low risk rating can still lose money.



For more information about the risk rating and specific risks that can affect the fund's returns, see the "What is a Mutual Fund and What are the Risks of Investing in a Mutual Fund?" section of the fund's simplified prospectus.

### No guarantees

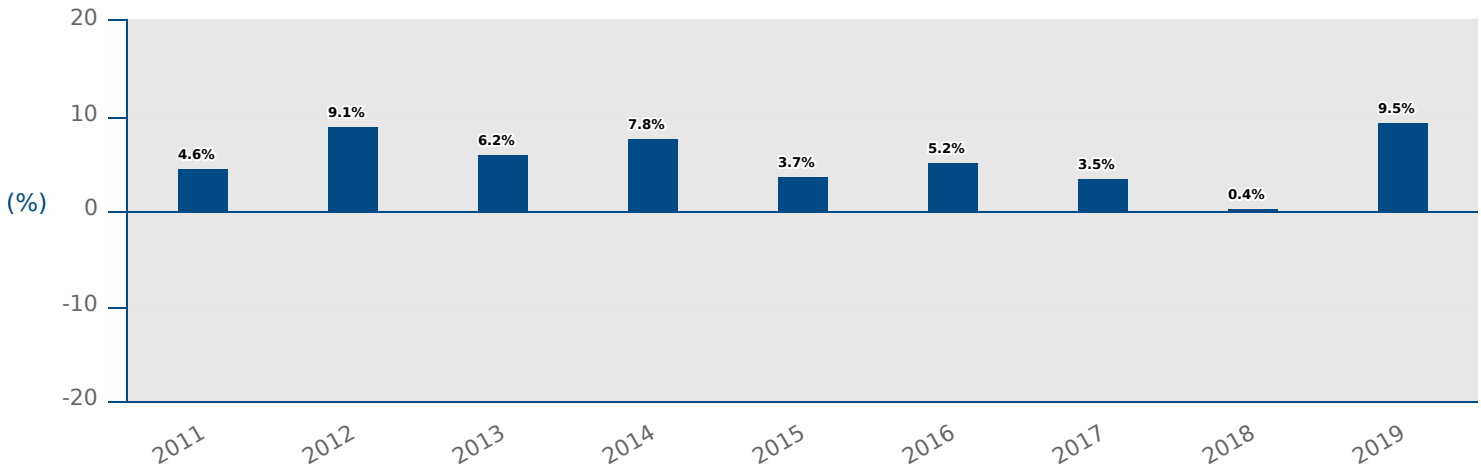
Like most mutual funds, this fund doesn't have any guarantees. You may not get back the amount of money you invest.

## How has the fund performed?

This section tells you how Series I securities of the fund have performed over the past 9 calendar years. Returns are after expenses have been deducted. These expenses reduce the fund's returns.

### Year-by-year returns

This chart shows how Series I securities of the fund performed in each of the past 9 calendar years. This fund series has not dropped in value in the last 9 calendar years. The range of returns and change from year to year can help you assess how risky the fund has been in the past. It does not tell you how the fund will perform in the future.



### Best and worst 3-month returns

This table shows the best and worst returns for Series I securities of the fund in a 3-month period over the past 9 calendar years to July 31, 2020. The best and worst 3-month returns could be higher or lower in the future. Consider how much of a loss you could afford to take in a short period of time.

	Return	3 months ending	If you invested \$1,000 at the beginning of the period
<b>Best return</b>	6.6%	June 30, 2020	Your investment would be \$1,066.
<b>Worst return</b>	-4.1%	March 31, 2020	Your investment would be \$959.

### Average return

The annual compounded return of Series I securities of the fund was 5.4% since inception. If you had invested \$1,000 in the fund on the inception date, your investment would now be worth \$1,676.

## Who is this fund for?

### This fund may be suitable for you if you:

- want to receive income
- want a single diversified income solution as the fixed-income component of a larger, diversified investment portfolio
- are investing for the short and/or medium term
- can tolerate low risk

## A word about tax

In general, you'll have to pay income tax on any money you make on a fund. How much you pay depends on the tax laws of where you live and whether you hold the fund in a registered plan, such as a Registered Retirement Savings Plan or a Tax-Free Savings Account.

Keep in mind that if you hold your fund in a non-registered account, fund distributions are included in your taxable income, whether you get them in cash or have them reinvested.



## How much does it cost?

The following tables show the fees and expenses you could pay to buy, own and sell Series I securities of the fund. The fees and expenses — including any commissions — can vary among series of a fund and among funds. Higher commissions can influence representatives to recommend one investment over another. Ask about other funds and investments that may be suitable for you at a lower cost.

### 1. Sales charges

There are no sales charges applicable to your series of securities.

### 2. Fund expenses

You don't pay these expenses directly. They affect you because they reduce the fund series' returns. As of March 31, 2020, the total fund series' expenses were 0.05%. This equals \$0.50 for every \$1,000 invested.

	Annual rate (as a % of the fund series' value)
<b>Management expense ratio (MER)</b>	
This is the total of the fund series' Certain Fund Costs.	0.00%
<b>Trading expense ratio (TER)</b>	
These are the fund series' trading costs.	0.05%
<b>Fund expenses</b>	0.05%

### More about trailing commission

CI Investments Inc. does not pay a trailing commission on your series of securities out of the fund's management fee.

### 3. Other fees

You may have to pay other fees when you buy, hold, sell or switch securities of the fund.

Fee	What you pay
<b>Short-term trading fee</b>	Up to 2% of the net asset value of the securities you redeem, if we determine that you have engaged in inappropriate short-term trading, which may occur if you sell or transfer your securities within 30 days of buying them. This fee goes to the fund.
<b>Transfer fee</b>	Your representative's firm may charge you up to 2% of the net asset value of securities you switch to another mutual fund.
<b>Investment advisory fee</b>	You may be charged an investment advisory fee, the amount of which is negotiated between you and your representative (acting on behalf of the representative's firm) and collected by us on behalf of your representative's firm (by redeeming (without charges) a sufficient number of securities from your account on a monthly or quarterly basis). The investment advisory fee must not exceed 1.25% annually of the net asset value of Series I securities of the fund in your account.
<b>Series I account agreement fee</b>	You will be charged a management fee and administration fee directly by us, the total amount of which is negotiated between you and us, and payable directly to us by the redemption of securities (without charges) up to a maximum of 1.35% annually of the net asset value of Series I securities of the fund in your account depending on the asset class of your investment. However, if your investment falls below the minimum investment required for this series of securities, an additional fee of 0.15% per year may be applied.
<b>NSF cheque fee</b>	There is a \$25 charge for all cheques returned because of insufficient funds.

## What if I change my mind?

Under securities law in some provinces and territories, you have the right to:

- withdraw from an agreement to buy mutual funds securities within two business days after you receive a simplified prospectus or Fund Facts document, or
- cancel your purchase within 48 hours after you receive confirmation of the purchase.

In some provinces and territories, you also have the right to cancel a purchase, or in some jurisdictions, claim damages, if the simplified prospectus, annual information form, Fund Facts document or financial statements contain a misrepresentation. You must act within the limit set by the securities law in your province or territory.

For more information, see the securities law of your province or territory or ask a lawyer.

## For more information

Contact CI Investments Inc. or your representative for a copy of the fund's simplified prospectus and other disclosure documents, which have more detailed information. These documents and the Fund Facts make up the fund's legal documents.

CI Investments Inc.  
2 Queen Street East 20th Floor, Toronto, ON, M5C 3G7

Toll Free: 1 (800) 792-9355  
Email: [service@ci.com](mailto:service@ci.com)  
[www.ci.com](http://www.ci.com)

To learn more about investing in mutual funds, see the brochure **Understanding mutual funds**, which is available on the website of the Canadian Securities Administrators at [www.securities-administrators.ca](http://www.securities-administrators.ca).

## CI Income Fund (Series O units) August 28, 2020

This document contains key information you should know about CI Income Fund. You can find more detailed information in the fund's simplified prospectus. For a copy ask your representative or contact CI Investments Inc. at 1-800-792-9355 or service@ci.com, or visit our website at www.ci.com.

**Before you invest in any fund, you should consider how it works with your other investments and your tolerance for risk.**

Effective on or about September 14, 2020, 1832 Asset Management L.P. will no longer be portfolio sub-adviser to the fund.

### Quick facts

<b>Fund code:</b>	CAD 18063	<b>Fund manager:</b>	CI Investments Inc.
<b>Date series started:</b>	July 30, 2013	<b>Portfolio manager:</b>	CI Investments Inc. with portfolio sub-advisers Marret Asset Management Inc., 1832 Asset Management L.P. and CI Global Investments Inc.
<b>Total value of fund on July 31, 2020:</b>	\$6,020.2 million	<b>Distributions:</b>	Each month; excess capital gains (if any), each December; Default reinvestment in additional units
<b>Management expense ratio (MER):</b>	0.17%	<b>Minimum investment:</b>	\$100,000 initial / \$5,000 additional

### What does the fund invest in?

This fund invests primarily in investment grade fixed income securities issued by governments and corporations in Canada and globally. The fund may also invest up to 50% of its assets in other income generating securities such as preferred shares, common shares and real estate investment trusts.

The charts below give you a snapshot of the fund's investments on July 31, 2020. The fund's investments will change.


### Top 10 investments (July 31, 2020)

1. Cash and Cash Equivalents	11.69%
2. United States Treasury 2.00% 15-Feb-2050	3.18%
3. SPDR Gold Shares ETF	2.15%
4. Ontario Province 2.65% 02-Dec-2050	2.07%
5. iShares S&P/TSX Global Gold Index ETF	1.98%
6. Alberta Province 2.35% 01-Jun-2025	1.77%
7. CI Munro Alternative Global Growth Fund (Series I)	1.61%
8. Ontario Province 2.60% 02-Jun-2025	1.61%
9. CI First Asset Gold+ Giants Covered Call ETF	1.44%
10. United States Treasury 2.38% 15-Nov-2049	1.30%

**Total percentage of the top 10 investments** 28.80%

**Total number of investments** 1237

### Investment mix (July 31, 2020)



### How risky is it?

The value of the fund can go down as well as up. You could lose money.

One way to gauge risk is to look at how much a fund's returns change over time. This is called "volatility".

In general, funds with higher volatility will have returns that change more over time. They typically have a greater chance of losing money and may have a greater chance of higher returns. Funds with lower volatility tend to have returns that change less over time. They typically have lower returns and may have a lower chance of losing money.

### Risk rating

CI Investments Inc. has rated the volatility of this fund as low.

Generally, the rating is based on how much the fund's returns have changed from year to year. It doesn't tell you how volatile the fund will be in the future. The rating can change over time. A fund with a low risk rating can still lose money.



For more information about the risk rating and specific risks that can affect the fund's returns, see the "What is a Mutual Fund and What are the Risks of Investing in a Mutual Fund?" section of the fund's simplified prospectus.

### No guarantees

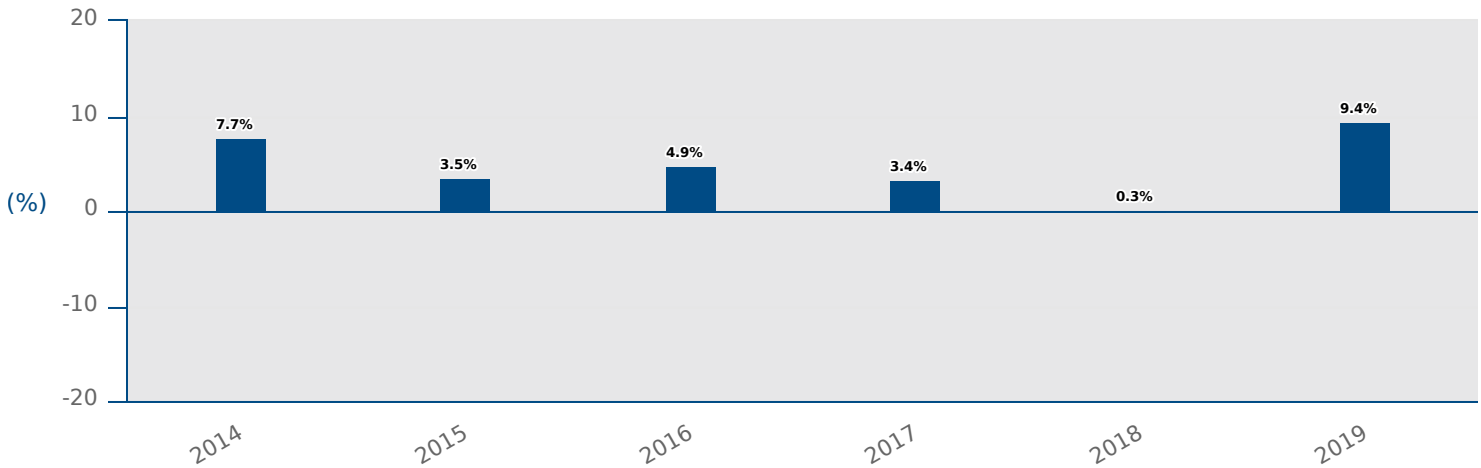
Like most mutual funds, this fund doesn't have any guarantees. You may not get back the amount of money you invest.

## How has the fund performed?

This section tells you how Series O securities of the fund have performed over the past 6 calendar years. Returns are after expenses have been deducted. These expenses reduce the fund's returns.

### Year-by-year returns

This chart shows how Series O securities of the fund performed in each of the past 6 calendar years. This fund series has not dropped in value in the last 6 calendar years. The range of returns and change from year to year can help you assess how risky the fund has been in the past. It does not tell you how the fund will perform in the future.



### Best and worst 3-month returns

This table shows the best and worst returns for Series O securities of the fund in a 3-month period over the past 6 calendar years to July 31, 2020. The best and worst 3-month returns could be higher or lower in the future. Consider how much of a loss you could afford to take in a short period of time.

	Return	3 months ending	If you invested \$1,000 at the beginning of the period
<b>Best return</b>	6.5%	June 30, 2020	Your investment would be \$1,065.
<b>Worst return</b>	-4.2%	March 31, 2020	Your investment would be \$958.

### Average return

The annual compounded return of Series O securities of the fund was 5.3% since inception. If you had invested \$1,000 in the fund on the inception date, your investment would now be worth \$1,433.

## Who is this fund for?

### This fund may be suitable for you if you:

- want to receive income
- want a single diversified income solution as the fixed-income component of a larger, diversified investment portfolio
- are investing for the short and/or medium term
- can tolerate low risk

## A word about tax

In general, you'll have to pay income tax on any money you make on a fund. How much you pay depends on the tax laws of where you live and whether you hold the fund in a registered plan, such as a Registered Retirement Savings Plan or a Tax-Free Savings Account.

Keep in mind that if you hold your fund in a non-registered account, fund distributions are included in your taxable income, whether you get them in cash or have them reinvested.

## How much does it cost?

The following tables show the fees and expenses you could pay to buy, own and sell Series O securities of the fund. The fees and expenses — including any commissions — can vary among series of a fund and among funds. Higher commissions can influence representatives to recommend one investment over another. Ask about other funds and investments that may be suitable for you at a lower cost.

### 1. Sales charges

There are no sales charges applicable to your series of securities.

### 2. Fund expenses

You don't pay these expenses directly. They affect you because they reduce the fund series' returns.

As at March 31, 2020, the total fund series' expenses were 0.22%. This equals \$2.20 for every \$1,000 invested.

	Annual rate (as a % of the fund series' value)
<b>Management expense ratio (MER)</b>	
This is the total of the fund series' administration fee and Certain Fund Costs.	0.17%
<b>Trading expense ratio (TER)</b>	
These are the fund series' trading costs.	0.05%
<b>Fund expenses</b>	0.22%

### More about trailing commission

CI Investments Inc. does not pay a trailing commission on your series of securities out of the fund's management fee.

### 3. Other fees

You may have to pay other fees when you buy, hold, sell or switch securities of the fund.

Fee	What you pay
<b>Short-term trading fee</b>	Up to 2% of the net asset value of the securities you redeem, if we determine that you have engaged in inappropriate short-term trading, which may occur if you sell or transfer your securities within 30 days of buying them. This fee goes to the fund.
<b>Transfer fee</b>	Your representative's firm may charge you up to 2% of the net asset value of securities you switch to another mutual fund.
<b>Investment advisory fee</b>	You may be charged an investment advisory fee, the amount of which is negotiated between you and your representative (acting on behalf of the representative's firm) and collected by us on behalf of your representative's firm (by redeeming (without charges) a sufficient number of securities from your account on a quarterly basis). The investment advisory fee must not exceed 1.25% annually of the net asset value of Series O securities of the fund in your account.
<b>NSF cheque fee</b>	There is a \$25 charge for all cheques returned because of insufficient funds.
<b>Series O management fee</b>	You will be charged a management fee directly by us and payable directly to us quarterly by the redemption of securities (without charges). The maximum management fee to be charged is 0.65% annually of the net asset value of Series O securities of the fund in your account. Management fee reductions may apply in certain circumstances, for more information, please speak with your representative.

## What if I change my mind?

Under securities law in some provinces and territories, you have the right to:

- withdraw from an agreement to buy mutual funds securities within two business days after you receive a simplified prospectus or Fund Facts document, or
- cancel your purchase within 48 hours after you receive confirmation of the purchase.

In some provinces and territories, you also have the right to cancel a purchase, or in some jurisdictions, claim damages, if the simplified prospectus, annual information form, Fund Facts document or financial statements contain a misrepresentation. You must act within the limit set by the securities law in your province or territory.

For more information, see the securities law of your province or territory or ask a lawyer.

## For more information

Contact CI Investments Inc. or your representative for a copy of the fund's simplified prospectus and other disclosure documents, which have more detailed information. These documents and the Fund Facts make up the fund's legal documents.

CI Investments Inc.  
2 Queen Street East 20th Floor, Toronto, ON, M5C 3G7

Toll Free: 1 (800) 792-9355

Email: [service@ci.com](mailto:service@ci.com)  
[www.ci.com](http://www.ci.com)

To learn more about investing in mutual funds, see the brochure **Understanding mutual funds**, which is available on the website of the Canadian Securities Administrators at [www.securities-administrators.ca](http://www.securities-administrators.ca).

## CI Income Fund (Series P units) August 28, 2020

This document contains key information you should know about CI Income Fund. You can find more detailed information in the fund's simplified prospectus. For a copy ask your representative or contact CI Investments Inc. at 1-800-792-9355 or service@ci.com, or visit our website at www.ci.com.

**Before you invest in any fund, you should consider how it works with your other investments and your tolerance for risk.**

Effective on or about September 14, 2020, 1832 Asset Management L.P. will no longer be portfolio sub-adviser to the fund.

### Quick facts

<b>Fund code:</b>	CAD 90079	<b>Fund manager:</b>	CI Investments Inc.
<b>Date series started:</b>	May 01, 2017	<b>Portfolio manager:</b>	CI Investments Inc. with portfolio sub-advisers Marret Asset Management Inc., 1832 Asset Management L.P. and CI Global Investments Inc.
<b>Total value of fund on July 31, 2020:</b>	\$6,020.2 million	<b>Distributions:</b>	Each month; excess capital gains (if any), each December; Default reinvestment in additional units
<b>Management expense ratio (MER):</b>	0.18%	<b>Minimum investment:</b>	\$500 initial / \$25 additional

### What does the fund invest in?

This fund invests primarily in investment grade fixed income securities issued by governments and corporations in Canada and globally. The fund may also invest up to 50% of its assets in other income generating securities such as preferred shares, common shares and real estate investment trusts.

The charts below give you a snapshot of the fund's investments on July 31, 2020. The fund's investments will change.


### Top 10 investments (July 31, 2020)

1. Cash and Cash Equivalents	11.69%
2. United States Treasury 2.00% 15-Feb-2050	3.18%
3. SPDR Gold Shares ETF	2.15%
4. Ontario Province 2.65% 02-Dec-2050	2.07%
5. iShares S&P/TSX Global Gold Index ETF	1.98%
6. Alberta Province 2.35% 01-Jun-2025	1.77%
7. CI Munro Alternative Global Growth Fund (Series I)	1.61%
8. Ontario Province 2.60% 02-Jun-2025	1.61%
9. CI First Asset Gold+ Giants Covered Call ETF	1.44%
10. United States Treasury 2.38% 15-Nov-2049	1.30%

**Total percentage of the top 10 investments** 28.80%

**Total number of investments** 1237

### Investment mix (July 31, 2020)



### How risky is it?

The value of the fund can go down as well as up. You could lose money.

One way to gauge risk is to look at how much a fund's returns change over time. This is called "volatility".

In general, funds with higher volatility will have returns that change more over time. They typically have a greater chance of losing money and may have a greater chance of higher returns. Funds with lower volatility tend to have returns that change less over time. They typically have lower returns and may have a lower chance of losing money.

### Risk rating

CI Investments Inc. has rated the volatility of this fund as low.

Generally, the rating is based on how much the fund's returns have changed from year to year. It doesn't tell you how volatile the fund will be in the future. The rating can change over time. A fund with a low risk rating can still lose money.



For more information about the risk rating and specific risks that can affect the fund's returns, see the "What is a Mutual Fund and What are the Risks of Investing in a Mutual Fund?" section of the fund's simplified prospectus.

### No guarantees


Like most mutual funds, this fund doesn't have any guarantees. You may not get back the amount of money you invest.

## How has the fund performed?

This section tells you how Series P securities of the fund have performed over the past 2 calendar years. Returns are after expenses have been deducted. These expenses reduce the fund's returns.

### Year-by-year returns

This chart shows how Series P securities of the fund performed in each of the past 2 calendar years. This fund series has not dropped in value in the last 2 calendar years. The range of returns and change from year to year can help you assess how risky the fund has been in the past. It does not tell you how the fund will perform in the future.



### Best and worst 3-month returns

This table shows the best and worst returns for Series P securities of the fund in a 3-month period over the past 2 calendar years to July 31, 2020. The best and worst 3-month returns could be higher or lower in the future. Consider how much of a loss you could afford to take in a short period of time.

	Return	3 months ending	If you invested \$1,000 at the beginning of the period
<b>Best return</b>	6.5%	June 30, 2020	Your investment would be \$1,065.
<b>Worst return</b>	-4.2%	March 31, 2020	Your investment would be \$958.

### Average return

The annual compounded return of Series P securities of the fund was 4.6% since inception. If you had invested \$1,000 in the fund on the inception date, your investment would now be worth \$1,156.

## Who is this fund for?

### This fund may be suitable for you if you:

- want to receive income
- want a single diversified income solution as the fixed-income component of a larger, diversified investment portfolio
- are investing for the short and/or medium term
- can tolerate low risk

## A word about tax

In general, you'll have to pay income tax on any money you make on a fund. How much you pay depends on the tax laws of where you live and whether you hold the fund in a registered plan, such as a Registered Retirement Savings Plan or a Tax-Free Savings Account.

Keep in mind that if you hold your fund in a non-registered account, fund distributions are included in your taxable income, whether you get them in cash or have them reinvested.

## How much does it cost?

The following tables show the fees and expenses you could pay to buy, own and sell Series P securities of the fund. The fees and expenses — including any commissions — can vary among series of a fund and among funds. Higher commissions can influence representatives to recommend one investment over another. Ask about other funds and investments that may be suitable for you at a lower cost.

### 1. Sales charges

There are no sales charges applicable to your series of securities.

### 2. Fund expenses

You don't pay these expenses directly. They affect you because they reduce the fund series' returns. As at March 31, 2020, the total fund series' expenses were 0.23%. This equals \$2.30 for every \$1,000 invested.

	Annual rate (as a % of the fund series' value)
<b>Management expense ratio (MER)</b>	
This is the total of the fund series' administration fee and Certain Fund Costs.	0.18%
<b>Trading expense ratio (TER)</b>	
These are the fund series' trading costs.	0.05%
<b>Fund expenses</b>	0.23%

### More about trailing commission

CI Investments Inc. does not pay a trailing commission on your series of securities out of the fund's management fee.

### 3. Other fees

You may have to pay other fees when you buy, hold, sell or switch securities of the fund.

Fee	What you pay
<b>Short-term trading fee</b>	Up to 2% of the net asset value of the securities you redeem, if we determine that you have engaged in inappropriate short-term trading, which may occur if you sell or transfer your securities within 30 days of buying them. This fee goes to the fund.
<b>Transfer fee</b>	Your representative's firm may charge you up to 2% of the net asset value of securities you switch to another mutual fund.
<b>Investment advisory fee</b>	You may be charged an investment advisory fee, the amount of which is negotiated between you and your representative (acting on behalf of the representative's firm) and collected by us on behalf of your representative's firm (by redeeming (without charges) a sufficient number of securities from your account on a quarterly basis). The investment advisory fee must not exceed 1.25% annually of the net asset value of Series P securities in the fund in your account.
<b>Series P management fee</b>	You will be charged a management fee directly by us and payable directly to us quarterly by the redemption of securities (without charges). The maximum management fee to be charged is 0.75% annually of the net asset value of Series P securities in the fund in your account. Management fee reductions may apply in certain circumstances, for more information, please speak with your representative.
<b>NSF cheque fee</b>	There is a \$25 charge for all cheques returned because of insufficient funds.

## What if I change my mind?

Under securities law in some provinces and territories, you have the right to:

- withdraw from an agreement to buy mutual funds securities within two business days after you receive a simplified prospectus or Fund Facts document, or
- cancel your purchase within 48 hours after you receive confirmation of the purchase.

In some provinces and territories, you also have the right to cancel a purchase, or in some jurisdictions, claim damages, if the simplified prospectus, annual information form, Fund Facts document or financial statements contain a misrepresentation. You must act within the limit set by the securities law in your province or territory.

For more information, see the securities law of your province or territory or ask a lawyer.

## For more information

Contact CI Investments Inc. or your representative for a copy of the fund's simplified prospectus and other disclosure documents, which have more detailed information. These documents and the Fund Facts make up the fund's legal documents.

CI Investments Inc.  
2 Queen Street East 20th Floor, Toronto, ON, M5C 3G7

Toll Free: 1 (800) 792-9355

Email: [service@ci.com](mailto:service@ci.com)

[www.ci.com](http://www.ci.com)

To learn more about investing in mutual funds, see the brochure **Understanding mutual funds**, which is available on the website of the Canadian Securities Administrators at [www.securities-administrators.ca](http://www.securities-administrators.ca).