

# Sun Life Assurance Company of Canada

## SunWise Elite Segregated Funds

### SunWise Elite CI Global Bond Fund

As of December 31, 2019

**Quick facts:** **Date Fund created:** October 2005

**Managed by:** CI Investments Inc.

**Total value on December 31, 2019:** \$5,306,698

**Portfolio turnover rate:** 4.84%

| Class   | Management expense ratio (MER) (Includes taxes) | Net asset value per unit | Units outstanding |
|---------|---|--------------------------|-------------------|
| Class A | 2.60%   | \$14.98                  | 143,867           |
| Class B | 2.48%   | \$15.20                  | 181,881           |
| Class C | 2.37%   | \$15.44                  | 24,205            |

|   | Elite            | Elite Plus       |
|---|------------------|------------------|
| Minimum investment per Contract:            | No new Contracts | No new Contracts |
| Minimum investment additional purchases:    | No new purchases | No new purchases |
| Monthly minimum of pre-authorized chequing: | No new PACs      | No new PACs      |

If you invest more than \$500,000 some of the fees you need to pay may be lowered. Ask your advisor or refer to the Information Folder and Contract for details.

#### What does the Fund invest in?

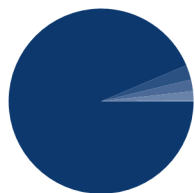
The Fund invests in the Signature Global Bond Fund. The underlying fund invests mostly in bonds from around the world.

#### Top holdings and allocations of the Underlying Fund as of December 31, 2019

|  | % Assets     |
|--|--------------|
| Japan Government 0.10% 20-Dec-2022             | 6.30         |
| United States Treasury 1.75% 15-Nov-2029       | 4.74         |
| Spain Government 0.05 % 31-Oct-2021            | 4.41         |
| United States Treasury 1.75% 15-Jul-2022       | 4.04         |
| Spain Government 0.45% 31-Oct-2022             | 3.30         |
| United States Treasury 1.75% 31-Jul-2021       | 3.25         |
| United States Treasury Note 1.63 % 30-Nov-2026 | 3.02         |
| United Kingdom Government 0.50% 22-Jul-2022    | 2.98         |
| United States Treasury 1.50% 31-Aug-2021       | 2.96         |
| Japan Government 0.30% 20-Jun-2039             | 2.95         |
| <b>Total</b>                                   | <b>37.95</b> |

#### Total number of investments:

**162**



|                      | % Assets |
|----------------------|----------|
| Foreign Bonds        | 93.66    |
| Domestic Bonds       | 2.58     |
| Other                | 2.01     |
| Cash and Equivalents | 1.66     |
| US Equity            | 0.09     |

#### Are there any guarantees?

This Segregated Fund is being offered under an insurance Contract. It comes with guarantees that may protect your money if the value goes down. The fees are summarized in the "Ongoing Fund expenses" section. For details, please refer to the Information Folder and Contract.

#### Who is this Fund for?

This Fund may be suitable for contractholders if they:

- want to receive income
- are investing for the medium term.

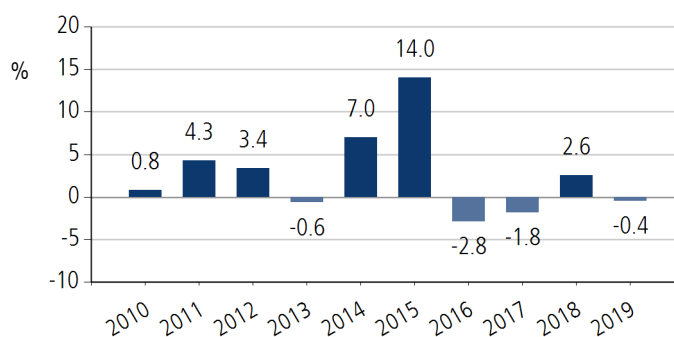
#### How has the Fund performed?

##### Average return

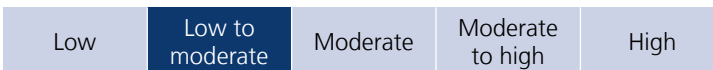
This section tells you how the Fund did in the past. A person who invested \$1,000 in the Class C Fund in December 2009 would have \$1,285.09 in December 2019. This works out to an average of 2.54% a year. The returns are after the MER has been deducted. The MER of the Segregated Fund includes insurance fees. The insurance fees and other costs will reduce the returns of the Fund. Past returns do not tell you how the Fund will do in the future. Your return will vary based on your guarantee option and personal tax situation.

##### Year-by-year returns (%)

This chart shows how the Fund has performed in each of the past ten years. In the past ten years, the Fund was up in value six years and down in value four years.



#### How risky is it?



The value of your investment can go down. For details, please refer to the Information Folder and Contract.

# Sun Life Assurance Company of Canada

## Sun Wise Elite Segregated Funds

### Sun Wise Elite CI Global Bond Fund

As of December 31, 2019

#### How much does it cost?

The following tables show the fees and expenses you could pay to invest in or sell the Fund. For details, please refer to the Information Folder and Contract.

#### Sales charges

| Sales charge option                | What you pay   | How it works   |      |                  |       |                   |       |                   |       |                   |       |                   |       |                   |       |                   |       |               |       |  |
|------------------------------------|--|--|------|------------------|-------|-------------------|-------|-------------------|-------|-------------------|-------|-------------------|-------|-------------------|-------|-------------------|-------|---------------|-------|--|
| <b>Initial Sales Charge (ISC)</b>  | Up to 5% of the amount invested.   | <ul style="list-style-type: none"> <li>You and your insurance advisor agree on the rate charged.</li> <li>The Initial Sales Charge is deducted from the amount you buy. It is paid as a commission.</li> </ul> |      |                  |       |                   |       |                   |       |                   |       |                   |       |                   |       |                   |       |               |       |  |
| <b>Deferred Sales Charge (DSC)</b> | <table border="1"> <thead> <tr> <th>If you sell within:</th> <th>Rate</th> </tr> </thead> <tbody> <tr> <td>1 year of buying</td> <td>5.5 %</td> </tr> <tr> <td>2 years of buying</td> <td>5.0 %</td> </tr> <tr> <td>3 years of buying</td> <td>5.0 %</td> </tr> <tr> <td>4 years of buying</td> <td>4.0 %</td> </tr> <tr> <td>5 years of buying</td> <td>4.0 %</td> </tr> <tr> <td>6 years of buying</td> <td>3.0 %</td> </tr> <tr> <td>7 years of buying</td> <td>2.0 %</td> </tr> <tr> <td>After 7 years</td> <td>0.0 %</td> </tr> </tbody> </table> | If you sell within:  | Rate | 1 year of buying | 5.5 % | 2 years of buying | 5.0 % | 3 years of buying | 5.0 % | 4 years of buying | 4.0 % | 5 years of buying | 4.0 % | 6 years of buying | 3.0 % | 7 years of buying | 2.0 % | After 7 years | 0.0 % | <ul style="list-style-type: none"> <li>The Deferred Sales Charge is a set rate. It is deducted from the amount you withdraw.</li> <li>When you invest in the Fund, we pay a commission of 5%. Any Deferred Sales Charge you pay goes to us.</li> <li>You can Redeem up to 10% of your Units of a Fund each year without a Deferred Sales Charge.</li> <li>Up to 20% of unused free Units can be carried forward. The maximum available free Units at any time is 30% of the current Unit Value.</li> <li>You can switch to Units of other DSC Funds under the insurance Contract without paying a Deferred Sales Charge.</li> <li>For details, please refer to the Information Folder and Contract.</li> </ul> |
| If you sell within:                | Rate   |  |      |                  |       |                   |       |                   |       |                   |       |                   |       |                   |       |                   |       |               |       |  |
| 1 year of buying                   | 5.5 %  |  |      |                  |       |                   |       |                   |       |                   |       |                   |       |                   |       |                   |       |               |       |  |
| 2 years of buying                  | 5.0 %  |  |      |                  |       |                   |       |                   |       |                   |       |                   |       |                   |       |                   |       |               |       |  |
| 3 years of buying                  | 5.0 %  |  |      |                  |       |                   |       |                   |       |                   |       |                   |       |                   |       |                   |       |               |       |  |
| 4 years of buying                  | 4.0 %  |  |      |                  |       |                   |       |                   |       |                   |       |                   |       |                   |       |                   |       |               |       |  |
| 5 years of buying                  | 4.0 %  |  |      |                  |       |                   |       |                   |       |                   |       |                   |       |                   |       |                   |       |               |       |  |
| 6 years of buying                  | 3.0 %  |  |      |                  |       |                   |       |                   |       |                   |       |                   |       |                   |       |                   |       |               |       |  |
| 7 years of buying                  | 2.0 %  |  |      |                  |       |                   |       |                   |       |                   |       |                   |       |                   |       |                   |       |               |       |  |
| After 7 years                      | 0.0 %  |  |      |                  |       |                   |       |                   |       |                   |       |                   |       |                   |       |                   |       |               |       |  |

#### Ongoing Fund expenses

The MER includes the management fee, operating expenses and insurance fees of the Fund. You do not pay the MER directly. It affects you because it reduces the return you get. For the Optional Riders, the fees will be charged to you by Redeeming some of your Units. For details, please refer to the Information Folder and Contract.

| Class          | MER<br>(Annual rate as a % of the Fund's value)<br>(Includes taxes) | Annual insurance fee included in MER<br>(annual rate as a % of the market value of the Units) | Optional Riders   |  |  |
|----------------|---|---|---|--|--|
|                |   |   | Guaranteed Minimum Withdrawal Benefit Fee (annual rate as a % of the Remaining GWB) | 4% Annual Automatic Death Benefit Reset (annual rate as a % of the Total Contract Value) | Earnings Enhancement Benefit (annual rate as a % of the market value of the Units) |
| <b>Class A</b> | 2.60%   | 0.50%   | 0.35%   | 0.25%  | 0.30%  |
| <b>Class B</b> | 2.48%   | 0.40%   | 0.35%   | 0.25%  | 0.30%  |
| <b>Class C</b> | 2.37%   | 0.30%   | 0.35%   | 0.25%  | 0.30%  |

#### Servicing commission

We pay an annual servicing commission as long as you own the Fund. It is paid out of the management fee. The rate depends on the sales charge option you chose. For details, please refer to the Information Folder and Contract.

|                                |            |            |
|--------------------------------|------------|------------|
| <b>Annual service fee rate</b> | DSC: 0.25% | ISC: 0.50% |
|--------------------------------|------------|------------|

#### Other fees

| Fee                         | What you pay  |
|-----------------------------|---|
| <b>Early withdrawal fee</b> | 2% of the value of Units you sell or transfer within 30 business days of buying the Units. Money from the fee goes to the Fund. |
| <b>Change fee</b>           | Your insurance advisor may charge you up to 2% of the value of Units you switch to another Fund or Class.                       |

For details, please refer to the Information Folder and Contract.

#### For more information

This is a summary and may not contain all the information you need. There are details in the Contract that may lead to changes in this summary. Please make sure you read the Information Folder and Contract. For more information, please contact:

CI Investments Inc. on behalf of Sun Life Assurance Company of Canada

15 York Street, 2nd Floor

Toronto, Ontario, M5J 0A3

Phone: 1-800-792-9355

Email: service@ci.com