

# Select 100e Managed Portfolio Corporate Class

Class AT8



AS AT AUGUST 31, 2019

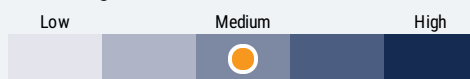
## FUND OVERVIEW

This fund invests its assets in mutual funds that invest primarily in equity securities.

## FUND DETAILS

Inception date	September 2007
Total net assets (\$CAD) As at 2019-08-31	\$110.8 million
NAVPS	\$4.7216
MER (%) As at 2018-09-30	2.53
Management fee (%)	2.000
Asset class	Asset Allocation
Currency	CAD
Minimum investment	\$5,000 initial / \$25 additional
Distribution frequency	Monthly
Last distribution	\$0.0311

## Risk rating<sup>3</sup>



## FUND CODES

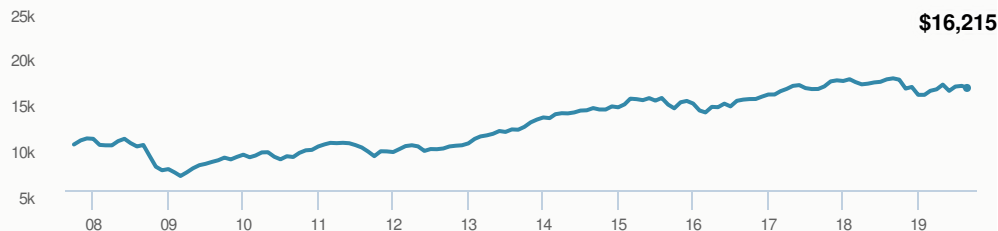
	T5		T8
A	ISC 2248 DSC 3248 LL 1328	ISC 100T5 DSC 200T5 LL 300T5	ISC 600T8 DSC 700T8 LL 800T8
E	16112	16712	16412
EF	15112	15712	15412
F	4248	400T5	900T8
I	6248	500T5	000T8
O	18112	18712	18412
P	90100	90600	90900
W	5248		980T8

## DISTRIBUTION HISTORY<sup>4</sup>

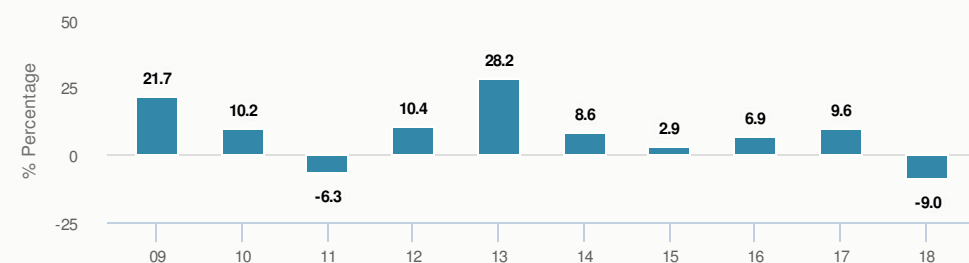
Payable date	Total	Payable date	Total
2019-08-23	0.0311	2019-04-26	0.0311
2019-07-26	0.0311	2019-03-22	0.0874
2019-06-21	0.0548	2019-03-21	0.0311
2019-06-20	0.0311	2019-02-22	0.0311
2019-05-24	0.0311	2019-01-25	0.0311

## PERFORMANCE<sup>1</sup>

Growth of \$10,000 (since inception date)



## Calendar year performance



## Average annual compound returns

YTD	1 Mo	3 Mo	6 Mo	1 Y	3 Y	5 Y	10 Y	Inception*
9.6%	-1.4%	2.0%	2.0%	-1.9%	4.3%	3.9%	7.4%	4.1%

\*Since inception date

## PORTFOLIO ALLOCATIONS<sup>2</sup>

Asset allocation	(%)	Sector allocation	(%)
US Equity	32.28%	Financial Services	21.56%
International Equity	30.03%	Technology	11.18%
Canadian Equity	27.85%	Other	10.79%
Cash and Equivalents	8.36%	Consumer Services	10.26%
Income Trust Units	1.45%	Consumer Goods	8.69%
Commodities	0.05%	Cash and Cash Equivalent	8.36%
Other	-0.02%	Healthcare	8.34%
		Industrial Services	7.51%
<b>Geographic allocation</b>	<b>(%)</b>	Energy	7.07%
Canada	34.93%	Industrial Goods	6.24%
United States	34.08%		
Other	11.49%		
United Kingdom	6.01%		
Japan	2.80%		
Netherlands	2.53%		
Switzerland	2.39%		
France	2.23%		
Germany	1.89%		
Bermuda	1.65%		

Note: This page is not complete without disclaimers on the next page.

# Select 100e Managed Portfolio Corporate Class

Class AT8



AS AT AUGUST 31, 2019

## TOP HOLDINGS

	Sector	(%)
1. Select Canadian Equity Managed Fund Class I	Mutual Fund	33.39%
2. Select U.S. Equity Managed Fund Class I	Mutual Fund	32.56%
3. Select International Equity Managed Fund Class I	Mutual Fund	31.28%

## MANAGEMENT TEAM



CI Multi-Asset Management, led by portfolio manager Alfred Lam, oversees CI's managed solutions. The team's philosophy is centred on delivering predictable outcomes for investors by utilizing a full set of asset classes while adding value and managing risk through multiple factors. CI Multi Asset Management is a division of CI Investments Inc, a subsidiary of CI Financial Corp.



Alfred Lam

Over 35,000 financial advisors have chosen CI Investments as a partner. We believe that Canadians have the best opportunity for investments success by using the services of a professional financial advisor. [Learn more at ci.com.](#)

<sup>1</sup> Commissions, trailing commissions, management fees and expenses all may be associated with mutual fund investments. Please read the prospectus before investing. The indicated rates of return are the historical annual compounded total returns (net of fees and expenses payable by the fund) including changes in security value and reinvestment of all dividends/distributions and do not take into account sales, redemption, distribution or optional charges or income taxes payable by any securityholder that would have reduced returns. Mutual funds are not guaranteed, their values change frequently, and past performance may not be repeated.

<sup>2</sup> Portfolio allocations will fluctuate over the life of the mutual fund as the portfolio holdings and market value of each security changes. The portfolio manager(s) may change the portfolio allocations in some or all of the sectors.

<sup>3</sup> The risk level of a fund has been determined in accordance with a standardized risk classification methodology in National Instrument 81-102, that is based on the fund's historical volatility as measured by the 10-year standard deviation of the fund's returns. Where a fund has offered securities to the public for less than 10 years, the standardized methodology requires that the standard deviation of a reference mutual fund or index that reasonably approximates the fund's standard deviation be used to determine the fund's risk rating. Please note that historical performance may not be indicative of future returns and a fund's historical volatility may not be indicative of future volatility.

<sup>4</sup> Please refer to the fund's simplified prospectus for distribution information.

The contents are not to be used or construed as investment advice or as an endorsement or recommendation of any entity of security discussed.

©CI Investments and the CI Investments design are registered trademarks of CI Investments Inc. © CI Investments Inc. 2019. All rights reserved. 2019. "Trusted Partner in Wealth™" is a trademark of CI Investments Inc.

Published August 2019