

Select 30i70e Managed Portfolio Corporate Class

Series A CAD



AS AT MARCH 31, 2021

FUND OVERVIEW

This fund invests 30% of its assets in mutual funds that invest primarily in income securities and 70% of its assets in mutual funds that invest primarily in equity securities.

FUND DETAILS

Inception date	November 2006
Total net assets (\$CAD) As at 2021-03-31	\$610.9 million
NAVPS	\$12.9889
MER (%) As at 2020-09-30	2.36
Management fee (%)	1.95
Asset class	Asset Allocation
Currency	CAD
Minimum investment	\$500 initial / \$25 additional
Distribution frequency	Quarterly
Last distribution	\$0.2201

Risk rating¹

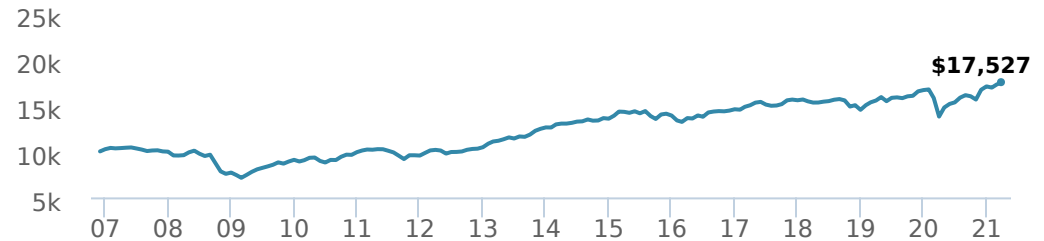


FUND CODES

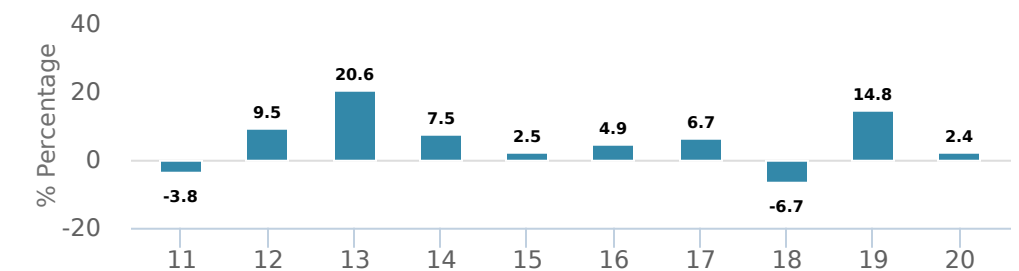
		T5	T8
A	ISC 2246 DSC 3246 LL 1326	ISC 102T5 DSC 202T5 LL 302T5	ISC 602T8 DSC 702T8 LL 802T8
E	16110	16710	16410
EF	15110	15710	15410
F	4246		902T8
I	6246		002T8
O	18110	18710	18410
P	90102		90902
W	5246		

PERFORMANCE²

Growth of \$10,000 (since inception date)



Calendar year performance



Average annual compound returns

YTD	1 Mo	3 Mo	6 Mo	1 Y	3 Y	5 Y	10 Y	Inception*
2.70%	1.50%	2.70%	9.60%	27.10%	4.60%	5.20%	5.60%	4.00%

*Since inception date

DISTRIBUTION HISTORY³

Payable date	Total	Payable date	Total
2021-03-26	0.2201	2019-12-13	0.1436
2020-12-18	0.0505	2019-09-27	0.1403
2020-09-25	0.0477	2019-06-21	0.1378
2020-06-26	0.0401	2019-03-22	0.2207
2020-03-20	0.0835	2018-12-14	0.0667

CI PREFERRED PRICING⁴

Investment amount	Combined fee reduction
\$100,000 - \$500,000	0.03%
\$500,000 - \$1,000,000	0.06%
\$1,000,000 - \$2,500,000	0.15%
\$2,500,000 - \$5,000,000	0.23%
\$5,000,000 and above	0.35%


MANAGEMENT TEAM



CI Multi-Asset Management, led by portfolio manager Alfred Lam, oversees CI's managed solutions. The team's philosophy is centred on delivering predictable outcomes for investors by utilizing a full set of asset classes while adding value and managing risk through multiple factors. CI Multi Asset Management is a division of CI Investments Inc, a subsidiary of CI Financial Corp.



Alfred Lam



Marchello Holditch

Select 30i70e Managed Portfolio Corporate Class

Series A CAD



AS AT MARCH 31, 2021

PORTFOLIO ALLOCATIONS⁵

Asset allocation	(%)	Sector allocation	(%)	Geographic allocation	(%)
International Equity	29.06%	Other	22.74%	Canada	35.30%
US Equity	25.49%	Financial Services	15.82%	United States	31.54%
Canadian Equity	25.48%	Technology	13.92%	Other	15.49%
Cash and Equivalents	5.02%	Fixed Income	11.68%	United Kingdom	4.06%
Canadian Corporate Bonds	3.62%	Consumer Services	8.12%	France	2.98%
Canadian Government Bonds	2.59%	Industrial Services	6.29%	Netherlands	2.62%
Foreign Corporate Bonds	2.58%	Energy	5.78%	Japan	2.52%
Other	2.45%	Basic Materials	5.32%	Germany	2.26%
Foreign Government Bonds	2.00%	Consumer Goods	5.17%	Cayman Islands	1.97%
Commodities	1.71%	Healthcare	5.16%	Bermuda	1.26%

UNDERLYING FUND ALLOCATIONS

	Sector	(%)
1. Select Canadian Equity Managed Fund Class I	Mutual Fund	23.92%
2. Select International Equity Managed Fund Class I	Mutual Fund	23.07%
3. Select U.S. Equity Managed Fund Class I	Mutual Fund	18.72%
4. CI Income Fund Class A	Mutual Fund	14.89%
5. CI Munro Global Growth Equity Fund Class I	Mutual Fund	7.09%
6. Sentry Precious Metals Fund Series I	Mutual Fund	2.30%
7. CI First Asset MStar Intl Value Index ETF (VXM.B)	Exchange Traded Fund	1.99%
8. CI First Asset Energy Giants Cov Ca ETF Uhg(NXF.B)	Exchange Traded Fund	1.97%
9. CI Gold Bullion Fund ETF US\$ Series (VALT.U)	Exchange Traded Fund	1.48%
10. iShares Barclays TIPS Bond ETF (TIP)	Fixed Income	1.01%
11. Signature Canadian Bond Fund Class I	Fixed Income	1.01%
12. CI DoubleLine Total Return Bond US\$ Fund IC\$	Mutual Fund	0.96%
13. CI Adams Street GI Pr Mrkts I	Mutual Fund	0.35%

TOP HOLDINGS

	Sector	(%)
1. CI First Asset MStar Canada Value Index ETF (FXM)	Exchange Traded Fund	3.89%
2. iShares Core S&P/TSX Capped Compos Itd Idx ETF (XIC)	Exchange Traded Fund	2.33%
3. Microsoft Corp	Computer Electronics	1.53%
4. 1 OZ OF GOLD	Other	1.48%
5. Amazon.com Inc	Retail	1.13%
6. Alphabet Inc Cl A	Information Technology	0.96%
7. Brookfield Asset Management Inc Cl A	Diversified Financial Services	0.74%
8. Royal Bank of Canada	Banking	0.68%
9. MasterCard Inc	Diversified Financial Services	0.68%
10. Visa Inc Cl A	Specialty Finance	0.65%
11. iShares iBoxx \$ High Yield Corp Bond ETF (HYG)	Fixed Income	0.60%
12. ASML Holding NV	Computer Electronics	0.52%
13. Booking Holdings Inc	Diversified Consumer Services	0.51%
14. Intact Financial Corp	Insurance	0.49%
15. Facebook Inc Cl A	Information Technology	0.49%

Note: This page is not complete without disclaimers on the next page.

Over 35,000 financial advisors have chosen CI Global Asset Management as a partner. We believe that Canadians have the best opportunity for investments success by using the services of a professional financial advisor. [Learn more at ci.com.](#)

¹ The risk level of a fund has been determined in accordance with a standardized risk classification methodology in National Instrument 81-102, that is based on the fund's historical volatility as measured by the 10-year standard deviation of the fund's returns. Where a fund has offered securities to the public for less than 10 years, the standardized methodology requires that the standard deviation of a reference mutual fund or index that reasonably approximates the fund's standard deviation be used to determine the fund's risk rating. Please note that historical performance may not be indicative of future returns and a fund's historical volatility may not be indicative of future volatility.

² Commissions, trailing commissions, management fees and expenses all may be associated with mutual fund investments. Please read the prospectus before investing. The indicated rates of return are the historical annual compounded total returns net of fees and expenses payable by the fund (except for figures of one year or less, which are simple total returns) including changes in security value and reinvestment of all dividends/distributions and do not take into account sales, redemption, distribution or optional charges or income taxes payable by any securityholder that would have reduced returns. Mutual funds are not guaranteed, their values change frequently, and past performance may not be repeated.

³ Please refer to the fund's simplified prospectus for distribution information.

⁴ CI Preferred Pricing fee reductions apply to management and administration fees and start at \$100,000.

⁵ Portfolio allocations will fluctuate over the life of the mutual fund as the portfolio holdings and market value of each security changes. The portfolio manager(s) may change the portfolio allocations in some or all of the sectors.

The contents are not to be used or construed as investment advice or as an endorsement or recommendation of any entity of security discussed.

Certain statements contained in this communication are based in whole or in part on information provided by third parties and CI has taken reasonable steps to ensure their accuracy.

The rates of return are used only to illustrate the effects of the compound growth rate and are not intended to reflect future values or returns on investment in an investment fund.

The "Growth of \$10,000" chart shows the final value of a hypothetical \$10,000 investment in securities in this class of the fund as at the end of the investment period indicated and is not intended to reflect future values or returns on investment in such securities.

Management Expense Ratio ("MER") represents the trailing 12-month management expense ratio, which reflects the cost of running the fund, inclusive of applicable taxes including HST, GST and QST (excluding commissions and other portfolio transaction costs) as a percentage of daily average net asset value the period, including the fund's proportionate share of any underlying fund(s) expenses, if applicable. The MER is reported in each fund's Management Report of Fund Performance ("MRFP"). MRFPs can be found within the Documents tab on ci.com.

CI Global Asset Management is a registered business name of CI Investments Inc.

©CI Investments Inc. 2021. All rights reserved.

Published April 2021