

# Portfolio Series Growth Fund

Class AT6 CAD

Not available to retail investors / for approved investors only



AS AT AUGUST 31, 2020

## FUND OVERVIEW

This fund invests directly in other mutual funds managed by CI.

## FUND DETAILS

Inception date	July 2012
Total net assets (\$CAD) As at 2020-08-31	\$964.0 million
NAVPS	\$8.5843
MER (%) As at 2020-03-31	2.41
Management fee (%)	2.00
Asset class	Asset Allocation
Currency	CAD
Minimum investment	\$5,000 initial / \$25 additional
Distribution frequency	Monthly
Last distribution	\$0.0446

## Risk rating<sup>2</sup>

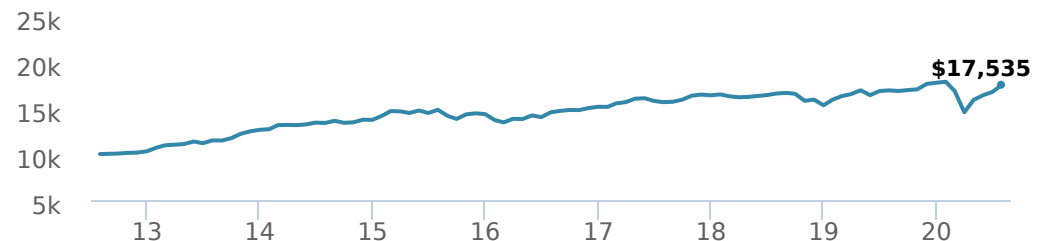


## FUND CODES

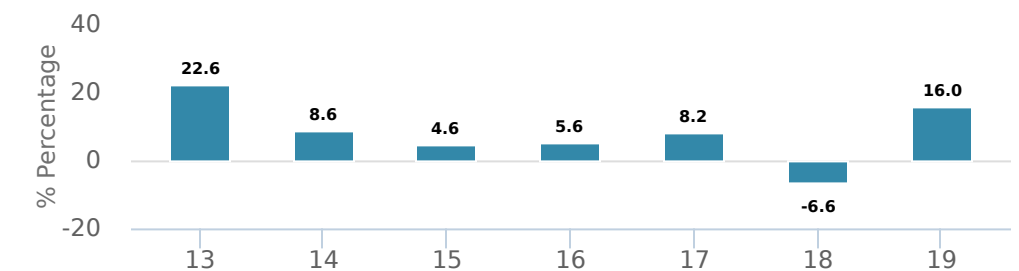
	T5	T6	T8
A	ISC 2602 DSC 3602 LL 11337	ISC 1111T5 DSC 2111T5 LL 3111T5	ISC 11637 DSC 11737 LL 11937 ISC 6111T8 DSC 7111T8 LL 8111T8
E	16054	16894	16594
EF	15054	15894	15594
F	4602		911T8
I	5600		
O	18054	18894	18594
P	90154		90954

## PERFORMANCE<sup>1</sup>

Growth of \$10,000 (since inception date)



Calendar year performance



Average annual compound returns

YTD	1 Mo	3 Mo	6 Mo	1 Y	3 Y	5 Y	10 Y	Inception*
0.6%	1.8%	8.8%	6.0%	5.9%	4.4%	4.7%	-%	7.4%

\*Since inception date

## DISTRIBUTION HISTORY<sup>3</sup>

Payable date	Total	Payable date	Total
2020-08-28	0.0446	2020-03-19	0.0446
2020-07-24	0.0446	2020-02-21	0.0446
2020-06-25	0.0446	2020-01-24	0.0446
2020-05-22	0.0446	2019-12-20	0.0415
2020-04-24	0.0446	2019-12-13	0.1839


## MANAGEMENT TEAM



CI Multi-Asset Management, led by portfolio manager Alfred Lam, oversees CI's managed solutions. The team's philosophy is centred on delivering predictable outcomes for investors by utilizing a full set of asset classes while adding value and managing risk through multiple factors. CI Multi Asset Management is a division of CI Investments Inc, a subsidiary of CI Financial Corp.



Alfred Lam



Marchello Holditch

# Portfolio Series Growth Fund

Class AT6 CAD

Not available to retail investors / for approved investors only



AS AT AUGUST 31, 2020

## PORTFOLIO ALLOCATIONS<sup>5</sup>

Asset allocation	(%)	Sector allocation	(%)	Geographic allocation	(%)
US Equity	28.53%	Other	17.15%	Canada	37.96%
Canadian Equity	27.85%	Technology	16.77%	United States	31.99%
International Equity	27.57%	Financial Services	14.33%	Other	13.84%
Cash and Equivalents	3.89%	Basic Materials	9.96%	Cayman Islands	4.42%
Canadian Corporate Bonds	3.60%	Fixed Income	9.36%	United Kingdom	3.24%
Canadian Government Bonds	3.30%	Consumer Services	7.50%	Japan	2.84%
Foreign Government Bonds	1.89%	Industrial Services	7.22%	Netherlands	1.57%
Commodities	1.52%	Healthcare	7.00%	Switzerland	1.42%
Income Trust Units	1.24%	Industrial Goods	5.41%	France	1.37%
Other	0.61%	Consumer Goods	5.30%	Germany	1.35%

## UNDERLYING FUND ALLOCATIONS

	Sector	(%)
1. Cambridge Canadian Equity Corporate Class I	Mutual Fund	11.34%
2. CI Munro Global Growth Equity Fund Class I	Mutual Fund	10.36%
3. Signature Canadian Bond Fund Class I	Fixed Income	7.97%
4. Synergy Canadian Corporate Class I	Mutual Fund	7.69%
5. Signature Emerging Markets Corporate Class I	Mutual Fund	6.90%
6. CI First Asset MStar Canada Moment Indx ETF (WXM)	Exchange Traded Fund	6.43%
7. CI American Managers Corporate Class I	Mutual Fund	6.14%
8. Signature Select Canadian Fund Class I	Mutual Fund	5.14%
9. Black Creek International Equity Fund Class I	Mutual Fund	4.94%
10. CI Canadian Small/Mid Cap Fund Class I	Mutual Fund	4.49%
11. Sentry Canadian Income Fund Series I	Mutual Fund	3.89%
12. CI International Value Corporate Class I	Mutual Fund	3.82%
13. CI First Asset Gold+ Giants Covered Call ETF (CGXF)	Exchange Traded Fund	3.02%
14. CI American Small Companies Corporate Class I	Mutual Fund	3.01%
15. CI First Asset MSCI World Low Risk Wgt ETF (RWW.B)	Exchange Traded Fund	2.48%

## TOP HOLDINGS

	Sector	(%)
1. Microsoft Corp	Computer Electronics	1.85%
2. Alibaba Group Holding Ltd - ADR	Information Technology	1.55%
3. Amazon.com Inc	Retail	1.30%
4. Gold Bullion	Other	1.02%
5. Franco-Nevada Corp	Gold and Precious Metals	0.96%
6. Facebook Inc CI A	Information Technology	0.93%
7. Visa Inc CI A	Specialty Finance	0.89%
8. Taiwan Semiconductor Manufacturing Co Ltd - ADR	Computer Electronics	0.84%
9. Alphabet Inc CI A	Information Technology	0.82%
10. Tencent Holdings Ltd	Information Technology	0.78%
11. Canadian Pacific Railway Ltd	Transportation	0.77%
12. Wheaton Precious Metals Corp	Gold and Precious Metals	0.74%
13. Royal Bank of Canada	Banking	0.72%
14. Thermo Fisher Scientific Inc	Healthcare Equipment	0.71%
15. Alimentation Couche-Tard Inc CI B	Retail	0.70%

Note: This page is not complete without disclaimers on the next page.

Over 35,000 financial advisors have chosen CI Investments as a partner. We believe that Canadians have the best opportunity for investment success by using the services of a professional financial advisor. [Learn more at ci.com](https://www.ci.com).

<sup>1</sup> Commissions, trailing commissions, management fees and expenses all may be associated with mutual fund investments. Please read the prospectus before investing. The indicated rates of return are the historical annual compounded total returns net of fees and expenses payable by the fund (except for figures of one year or less, which are simple total returns) including changes in security value and reinvestment of all dividends/distributions and do not take into account sales, redemption, distribution or optional charges or income taxes payable by any securityholder that would have reduced returns. Mutual funds are not guaranteed, their values change frequently, and past performance may not be repeated.

<sup>2</sup> The risk level of a fund has been determined in accordance with a standardized risk classification methodology in National Instrument 81-102, that is based on the fund's historical volatility as measured by the 10-year standard deviation of the fund's returns. Where a fund has offered securities to the public for less than 10 years, the standardized methodology requires that the standard deviation of a reference mutual fund or index that reasonably approximates the fund's standard deviation be used to determine the fund's risk rating. Please note that historical performance may not be indicative of future returns and a fund's historical volatility may not be indicative of future volatility.

<sup>3</sup> Please refer to the fund's simplified prospectus for distribution information.

<sup>5</sup> Portfolio allocations will fluctuate over the life of the mutual fund as the portfolio holdings and market value of each security changes. The portfolio manager(s) may change the portfolio allocations in some or all of the sectors.

The contents are not to be used or construed as investment advice or as an endorsement or recommendation of any entity of security discussed.

Certain statements contained in this communication are based in whole or in part on information provided by third parties and CI has taken reasonable steps to ensure their accuracy.

The rates of return are used only to illustrate the effects of the compound growth rate and are not intended to reflect future values or returns on investment in an investment fund.

The "Growth of \$10,000" chart shows the final value of a hypothetical \$10,000 investment in securities in this class of the fund as at the end of the investment period indicated and is not intended to reflect future values or returns on investment in such securities.

Management Expense Ratio ("MER") represents the trailing 12-month management expense ratio, which reflects the cost of running the fund, inclusive of applicable taxes including HST, GST and QST (excluding commissions and other portfolio transaction costs) as a percentage of daily average net asset value the period, including the fund's proportionate share of any underlying fund(s) expenses, if applicable. The MER is reported in each fund's Management Report of Fund Performance ("MRFP"). MRFPs can be found within the Documents tab on ci.com.

CI Investments® and the CI Investments design are registered trademarks of CI Investments Inc. "Trusted Partner in Wealth™" is a trademark of CI Investments Inc. ©CI Investments Inc. 2020. All rights reserved.

Published September 2020