

# Signature Global REIT Class

Series B CAD



AS AT JANUARY 31, 2021

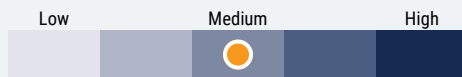
## FUND OVERVIEW

Signature Global REIT Class aims to provide regular current income by investing substantially all of its assets in securities of its underlying fund, Signature Global REIT Fund. The underlying fund invests primarily in real estate investment trusts (REITs) and equity securities of corporations participating in the residential and commercial real estate sector.

## FUND DETAILS

Inception date	June 2013
Total net assets (\$CAD) As at 2021-01-31	\$53.0 million
NAVPS	\$8.8246
MER (%) As at 2020-09-30	2.66
Management fee (%)	2.15
Asset class	Sector Equity
Currency	CAD
Minimum investment	\$500 initial / \$25 additional
Distribution frequency	Monthly
Last distribution	\$0.0500

## Risk rating<sup>2</sup>

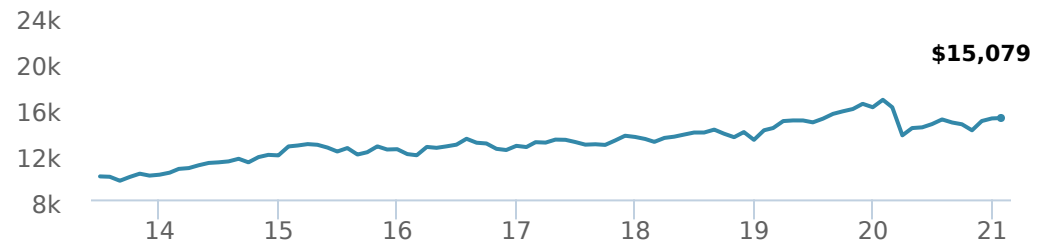


## FUND CODES

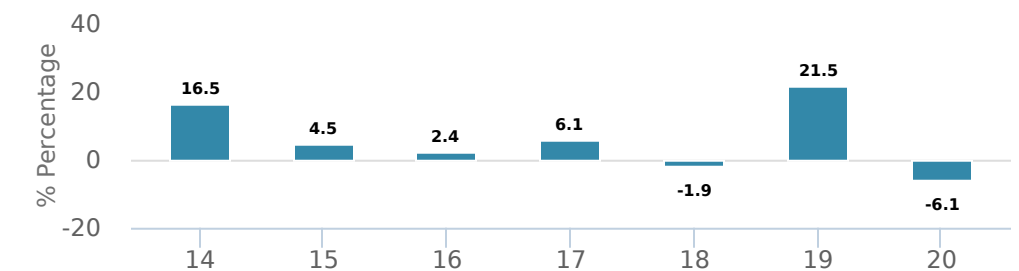
	T8	
B	DSC 51005 LL 52005	DSC 51805 LL 52805
A	50005	50805
E	16029	
EF	15029	
F	54005	54805
I	55005	
O	18029	
P	58005	58805

## PERFORMANCE<sup>1</sup>

### Growth of \$10,000 (since inception date)



### Calendar year performance



### Average annual compound returns

YTD	1 Mo	3 Mo	6 Mo	1 Y	3 Y	5 Y	10 Y	Inception*
0.3%	0.3%	7.6%	0.8%	-9.5%	4.4%	4.8%	-	5.5%

\*Since inception date


## DISTRIBUTION HISTORY<sup>3</sup>

Payable date	Total	Payable date	Total
2021-01-22	0.0500	2020-08-28	0.0500
2020-12-18	0.0500	2020-07-24	0.0500
2020-11-27	0.0500	2020-06-26	0.0500
2020-10-23	0.0500	2020-05-22	0.0500
2020-09-25	0.0500	2020-04-24	0.0500


## MANAGEMENT TEAM



Signature Global Asset Managements is among the largest portfolio management teams in Canada, managing a full range of global and Canadian income, equity and balanced mandates. Chief Investment Officer Eric Bushell was named Morningstar Fund Manager of the Decade in 2010. Signature Global Asset Management is a division of CI Investments Inc. Certain funds associated with Signature Global Asset Management are sub-advised by CI Global Investments Inc., a firm registered with the U.S. Securities and Exchange Commission and an affiliate of CI Investments Inc.



Kate MacDonald



Lee Goldman

AS AT JANUARY 31, 2021

PORTFOLIO ALLOCATIONS<sup>5</sup>

Asset allocation	(%)	Sector allocation	(%)	Geographic allocation	(%)
US Equity	53.25%	Real Estate	83.78%	United States	53.26%
Income Trust Units	19.23%	Industrial Services	4.51%	Canada	33.75%
International Equity	13.00%	Technology	3.21%	Cayman Islands	6.22%
Canadian Equity	12.98%	Other	3.07%	Other	3.05%
Cash and Equivalents	1.58%	Financial Services	2.76%	Japan	1.95%
Other	-0.04%	Cash and Cash Equivalent	1.58%	Germany	1.72%
		Consumer Services	0.60%	Australia	0.04%
		Healthcare	0.49%	United Kingdom	0.01%

## TOP HOLDINGS

	Sector	(%)
1. Signature Global REIT Fund Series I	Mutual Fund	99.79%

Over 35,000 financial advisors have chosen CI Global Asset Management as a partner. We believe that Canadians have the best opportunity for investments success by using the services of a professional financial advisor. [Learn more at ci.com.](#)

<sup>1</sup> Commissions, trailing commissions, management fees and expenses all may be associated with mutual fund investments. Please read the prospectus before investing. The indicated rates of return are the historical annual compounded total returns net of fees and expenses payable by the fund (except for figures of one year or less, which are simple total returns) including changes in security value and reinvestment of all dividends/distributions and do not take into account sales, redemption, distribution or optional charges or income taxes payable by any securityholder that would have reduced returns. Mutual funds are not guaranteed, their values change frequently, and past performance may not be repeated.

<sup>2</sup> The risk level of a fund has been determined in accordance with a standardized risk classification methodology in National Instrument 81-102, that is based on the fund's historical volatility as measured by the 10-year standard deviation of the fund's returns. Where a fund has offered securities to the public for less than 10 years, the standardized methodology requires that the standard deviation of a reference mutual fund or index that reasonably approximates the fund's standard deviation be used to determine the fund's risk rating. Please note that historical performance may not be indicative of future returns and a fund's historical volatility may not be indicative of future volatility.

<sup>3</sup> Please refer to the fund's simplified prospectus for distribution information.

<sup>5</sup> Portfolio allocations will fluctuate over the life of the mutual fund as the portfolio holdings and market value of each security changes. The portfolio manager(s) may change the portfolio allocations in some or all of the sectors.

The contents are not to be used or construed as investment advice or as an endorsement or recommendation of any entity of security discussed.

Certain statements contained in this communication are based in whole or in part on information provided by third parties and CI has taken reasonable steps to ensure their accuracy.

The rates of return are used only to illustrate the effects of the compound growth rate and are not intended to reflect future values or returns on investment in an investment fund.

The "Growth of \$10,000" chart shows the final value of a hypothetical \$10,000 investment in securities in this class of the fund as at the end of the investment period indicated and is not intended to reflect future values or returns on investment in such securities.

Management Expense Ratio ("MER") represents the trailing 12-month management expense ratio, which reflects the cost of running the fund, inclusive of applicable taxes including HST, GST and QST (excluding commissions and other portfolio transaction costs) as a percentage of daily average net asset value the period, including the fund's proportionate share of any underlying fund(s) expenses, if applicable. The MER is reported in each fund's Management Report of Fund Performance ("MRFP"). MRFPs can be found within the Documents tab on ci.com.

CI Global Asset Management is a registered business name of CI Investments Inc.

©CI Investments Inc. 2021. All rights reserved.

Published February 2021