

Cambridge Growth Companies Corporate Class

Class F USD



AS AT OCTOBER 31, 2019

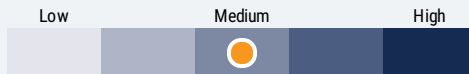
FUND OVERVIEW

This fund invests primarily in common shares of companies located anywhere in the world.

FUND DETAILS

Inception date	July 2014
Total net assets (\$CAD) As at 2019-10-31	\$394.4 million
NAVPS	\$9.6933
MER (%) As at 2018-09-30	1.35
Management fee (%)	1.000
Asset class	Global Equity
Currency	USD
Minimum investment	\$500 initial / \$25 additional
Distribution frequency	Quarterly
Last distribution	\$0.1986

Risk rating³



FUND CODES

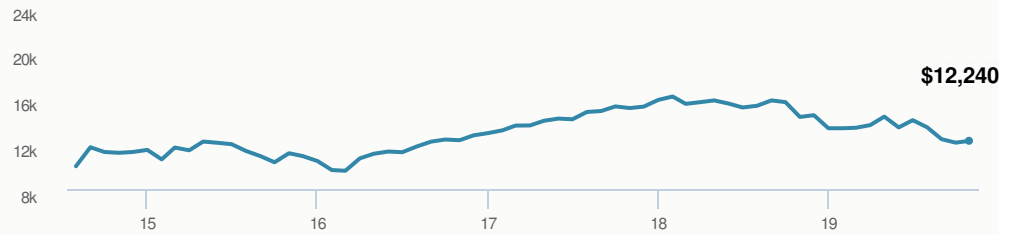
F	4598
A	ISC 2598 DSC 3598 LL 1598
P	90311

DISTRIBUTION HISTORY⁴

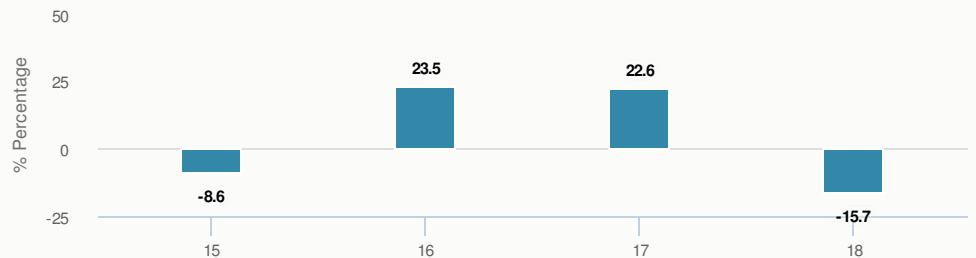
Payable date	Total	Payable date	Total
2019-09-27	0.1336	2018-06-22	0.0553
2019-06-21	0.1257	2018-03-23	0.4408
2019-03-22	0.1986		
2018-12-14	0.0559		
2018-09-14	0.0559		

PERFORMANCE¹

Growth of \$10,000 (since inception date)



Calendar year performance



Average annual compound returns

YTD	1 Mo	3 Mo	6 Mo	1 Y	3 Y	5 Y	10 Y	Inception*
2.9%	1.4%	-8.8%	-14.8%	-4.2%	3.8%	4.2%	-%	3.9%

*Since inception date

PORTFOLIO ALLOCATIONS²

Asset allocation	(%)	Sector allocation	(%)
International Equity	56.38%	Consumer Services	28.34%
US Equity	28.50%	Financial Services	17.80%
Canadian Equity	14.97%	Technology	15.49%
Cash and Equivalents	0.17%	Industrial Goods	14.42%
Other	-0.02%	Consumer Goods	9.25%
		Industrial Services	8.17%
Geographic allocation	(%)	Energy	6.38%
United States	27.86%	Cash and Cash Equivalent	0.17%
United Kingdom	19.44%	Other	-0.02%
Canada	15.78%		
Japan	8.19%		
Netherlands	8.11%		
Australia	4.85%		
Other	4.68%		
Luxembourg	4.40%		
Israel	3.75%		
Germany	2.94%		

Note: This page is not complete without disclaimers on the next page.

Cambridge Growth Companies Corporate Class

Class F USD



AS AT OCTOBER 31, 2019

TOP HOLDINGS

	Sector	(%)
1. Great Canadian Gaming Corp	Leisure	5.28%
2. Seria Co Ltd	Retail	5.06%
3. Middleby Corp	Manufacturing	5.05%
4. CarGurus Inc Cl A	Diversified Consumer Services	5.04%
5. AMA Group Ltd	Automotive	4.85%
6. Euronext NV	Diversified Financial Services	4.71%
7. Smartsheet Inc Cl A	Information Technology	4.41%
8. B&M European Value Retail SA	Food, Beverage and Tobacco	4.40%
9. LendingTree Inc	Diversified Financial Services	4.20%
10. Burford Capital Ltd	Professional Services	3.80%
11. Wix. Com Ltd	Information Technology	3.75%
12. PrairieSky Royalty Ltd	Oil and Gas Production	3.52%
13. Takeaway.com NV	Diversified Consumer Services	3.40%
14. Spin Master Corp	Leisure	3.31%
15. Numis Corp PLC	Diversified Financial Services	3.23%

MANAGEMENT TEAM



Cambridge Global Asset Management, a division of CI Investments Inc., is led by Chief Investment Officer Brandon Snow. The team, including lead portfolio managers Robert Swanson (CI Global Investments Inc.), Stephen Groff and Greg Dean, invests in companies building long-term economic value. CI Global Investments Inc. is a firm registered with the U.S. Securities and Exchange Commission and an affiliate of CI Investments Inc. Certain funds associated with Cambridge Global Asset Management are sub-advised by CI Global Investments Inc.



Greg Dean

Over 35,000 financial advisors have chosen CI Investments as a partner. We believe that Canadians have the best opportunity for investment success by using the services of a professional financial advisor. [Learn more at ci.com](http://ci.com).

¹ Commissions, trailing commissions, management fees and expenses all may be associated with mutual fund investments. Please read the prospectus before investing. The indicated rates of return are the historical annual compounded total returns (net of fees and expenses payable by the fund) including changes in security value and reinvestment of all dividends/distributions and do not take into account sales, redemption, distribution or optional charges or income taxes payable by any securityholder that would have reduced returns. Mutual funds are not guaranteed, their values change frequently, and past performance may not be repeated.

² Portfolio allocations will fluctuate over the life of the mutual fund as the portfolio holdings and market value of each security changes. The portfolio manager(s) may change the portfolio allocations in some or all of the sectors.

³ The risk level of a fund has been determined in accordance with a standardized risk classification methodology in National Instrument 81-102, that is based on the fund's historical volatility as measured by the 10-year standard deviation of the fund's returns. Where a fund has offered securities to the public for less than 10 years, the standardized methodology requires that the standard deviation of a reference mutual fund or index that reasonably approximates the fund's standard deviation be used to determine the fund's risk rating. Please note that historical performance may not be indicative of future returns and a fund's historical volatility may not be indicative of future volatility.

⁴ Please refer to the fund's simplified prospectus for distribution information.

The contents are not to be used or construed as investment advice or as an endorsement or recommendation of any entity of security discussed.

© CI Investments and the CI Investments design are registered trademarks of CI Investments Inc. © CI Investments Inc. 2019. All rights reserved. 2019. "Trusted Partner in Wealth™" is a trademark of CI Investments Inc.

Published October 2019