

# Cambridge Monthly Income Fund

Class F CAD



AS AT JANUARY 31, 2021

## FUND OVERVIEW

This fund invests in a portfolio of fixed income and high-yielding equity securities throughout the world.

## FUND DETAILS

Inception date	January 2012
Total net assets (\$CAD) As at 2021-01-31	\$76.7 million
NAVPS	\$10.1108
MER (%) As at 2020-09-30	1.24
Management fee (%)	0.90
Asset class	Diversified Income
Currency	CAD
Minimum investment	\$500 initial / \$25 additional
Distribution frequency	Monthly
Last distribution	\$0.0390

## Risk rating<sup>2</sup>

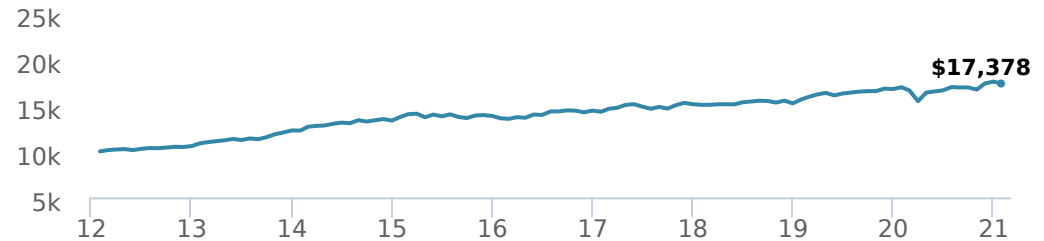


## FUND CODES

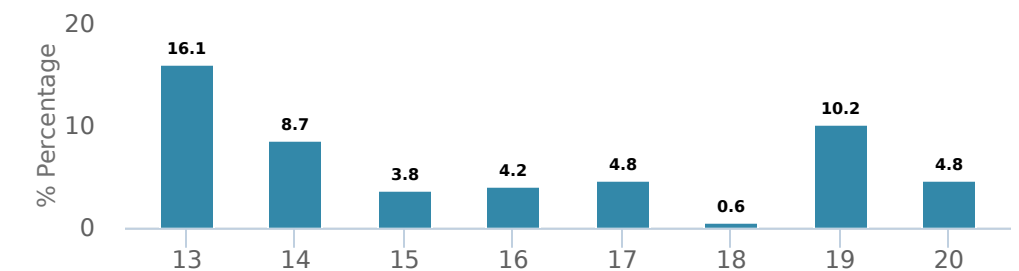
F	4235
A	ISC 635 DSC 885 LL 1235
E	16181
I	5183
O	18181
P	90062

## PERFORMANCE<sup>1</sup>

### Growth of \$10,000 (since inception date)



### Calendar year performance



### Average annual compound returns

YTD	1 Mo	3 Mo	6 Mo	1 Y	3 Y	5 Y	10 Y	Inception*
-1.2%	-1.2%	4.0%	2.3%	2.4%	4.9%	5.0%	-	6.3%

\*Since inception date

## DISTRIBUTION HISTORY<sup>3</sup>

Payable date	Total	Payable date	Total
2021-01-22	0.0390	2020-08-28	0.0390
2020-12-18	0.0390	2020-07-24	0.0390
2020-11-27	0.0390	2020-06-26	0.0390
2020-10-23	0.0390	2020-05-22	0.0390
2020-09-25	0.0390	2020-04-24	0.0390

## CI PREFERRED PRICING<sup>4</sup>

Investment amount	Combined fee reduction
\$100,000 - \$500,000	0.08%
\$500,000 - \$1,000,000	0.11%
\$1,000,000 - \$2,500,000	0.20%
\$2,500,000 - \$5,000,000	0.28%
\$5,000,000 and above	0.40%


## MANAGEMENT TEAM



Cambridge Global Asset Management, a division of CI Investments Inc., is led by Chief Investment Officer Brandon Snow. The team, including lead portfolio managers Robert Swanson (CI Global Investments Inc.), Stephen Groff and Greg Dean, invests in companies building long-term economic value. CI Global Investments Inc. is a firm registered with the U.S. Securities and Exchange Commission and an affiliate of CI Investments Inc. Certain funds associated with Cambridge Global Asset Management are sub-advised by CI Global Investments Inc.



Robert Swanson



Paul Marcogliese

# Cambridge Monthly Income Fund

Class F CAD



AS AT JANUARY 31, 2021

## PORTFOLIO ALLOCATIONS<sup>5</sup>

Asset allocation	(%)	Sector allocation	(%)	Geographic allocation	(%)
Canadian Government Bonds	23.48%	Fixed Income	52.19%	Canada	55.14%
US Equity	19.50%	Financial Services	14.56%	United States	32.62%
Canadian Corporate Bonds	15.95%	Other	8.56%	United Kingdom	3.91%
Canadian Equity	14.29%	Consumer Goods	4.70%	Other	1.50%
Foreign Government Bonds	12.77%	Technology	4.50%	Europe	1.30%
International Equity	10.63%	Industrial Goods	3.43%	France	1.23%
Cash and Equivalents	1.72%	Utilities	3.38%	Japan	1.20%
Foreign Corporate Bonds	1.38%	Industrial Services	3.21%	Singapore	1.14%
Income Trust Units	0.31%	Energy	2.75%	Luxembourg	1.08%
Other	-0.03%	Healthcare	2.72%	Netherlands	0.88%

## TOP HOLDINGS

	Sector	(%)
1. Cambridge Bond Fund Class I	Fixed Income	45.19%
2. Cambridge Global Dividend Fund Class I	Mutual Fund	31.64%
3. Cambridge Canadian Short-Term Bond Pool Class I	Fixed Income	10.34%
4. Cambridge Canadian Long-Term Bond Pool Class I	Fixed Income	6.14%
5. Cambridge Canadian Dividend Fund Class I	Mutual Fund	6.13%

Note: This page is not complete without disclaimers on the next page.

Over 35,000 financial advisors have chosen CI Global Asset Management as a partner. We believe that Canadians have the best opportunity for investments success by using the services of a professional financial advisor. [Learn more at ci.com.](#)

<sup>1</sup> Commissions, trailing commissions, management fees and expenses all may be associated with mutual fund investments. Please read the prospectus before investing. The indicated rates of return are the historical annual compounded total returns net of fees and expenses payable by the fund (except for figures of one year or less, which are simple total returns) including changes in security value and reinvestment of all dividends/distributions and do not take into account sales, redemption, distribution or optional charges or income taxes payable by any securityholder that would have reduced returns. Mutual funds are not guaranteed, their values change frequently, and past performance may not be repeated.

<sup>2</sup> The risk level of a fund has been determined in accordance with a standardized risk classification methodology in National Instrument 81-102, that is based on the fund's historical volatility as measured by the 10-year standard deviation of the fund's returns. Where a fund has offered securities to the public for less than 10 years, the standardized methodology requires that the standard deviation of a reference mutual fund or index that reasonably approximates the fund's standard deviation be used to determine the fund's risk rating. Please note that historical performance may not be indicative of future returns and a fund's historical volatility may not be indicative of future volatility.

<sup>3</sup> Please refer to the fund's simplified prospectus for distribution information.

<sup>4</sup> CI Preferred Pricing fee reductions apply to management and administration fees and start at \$100,000.

<sup>5</sup> Portfolio allocations will fluctuate over the life of the mutual fund as the portfolio holdings and market value of each security changes. The portfolio manager(s) may change the portfolio allocations in some or all of the sectors.

The contents are not to be used or construed as investment advice or as an endorsement or recommendation of any entity of security discussed.

Certain statements contained in this communication are based in whole or in part on information provided by third parties and CI has taken reasonable steps to ensure their accuracy.

The rates of return are used only to illustrate the effects of the compound growth rate and are not intended to reflect future values or returns on investment in an investment fund.

The "Growth of \$10,000" chart shows the final value of a hypothetical \$10,000 investment in securities in this class of the fund as at the end of the investment period indicated and is not intended to reflect future values or returns on investment in such securities.

Management Expense Ratio ("MER") represents the trailing 12-month management expense ratio, which reflects the cost of running the fund, inclusive of applicable taxes including HST, GST and QST (excluding commissions and other portfolio transaction costs) as a percentage of daily average net asset value the period, including the fund's proportionate share of any underlying fund(s) expenses, if applicable. The MER is reported in each fund's Management Report of Fund Performance ("MRFP"). MRFPs can be found within the Documents tab on ci.com.

CI Global Asset Management is a registered business name of CI Investments Inc.

©CI Investments Inc. 2021. All rights reserved.

Published February 2021