

Cambridge Canadian Dividend Corporate Class

Series O CAD



AS AT MARCH 31, 2021

FUND OVERVIEW

This fund invests in an actively managed portfolio of primarily Canadian stocks. The fund may invest a maximum of 30% of its assets (book value) in foreign securities.

FUND DETAILS

Inception date	December 2015
Total net assets (\$CAD) As at 2021-03-31	\$148.2 million
NAVPS	\$13.6603
MER (%) As at 2020-09-30	0.16
Management fee (%)	Negotiable
Asset class	Canadian Dividend
Currency	CAD
Minimum investment	\$100,000 initial / \$5,000 additional
Distribution frequency	Quarterly
Last distribution	\$0.3848

Risk rating¹

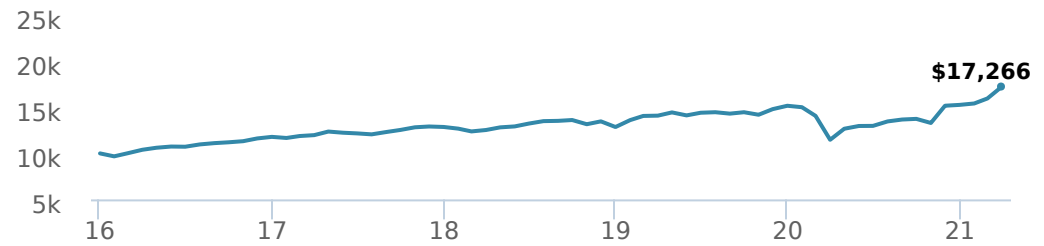


FUND CODES

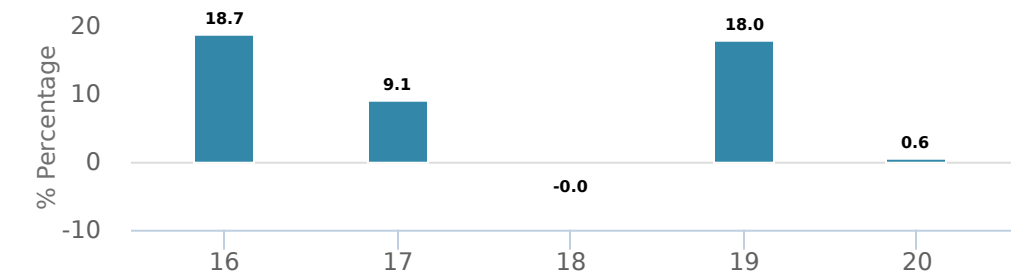
	T5		T8
O	18014	18814	18514
A	ISC 2642 DSC 3642 LL 1642	ISC 142T5 DSC 242T5 LL 342T5	ISC 642T8 DSC 742T8 LL 842T8
E	16014	16814	16514
EF	15014	15814	15514
F	4642	442T5	942T8
I	5642		042T8
P	90005	90505	90805

PERFORMANCE²

Growth of \$10,000 (since inception date)



Calendar year performance



Average annual compound returns

	YTD	1 Mo	3 Mo	6 Mo	1 Y	3 Y	5 Y	10 Y	Inception*
	13.00%	8.10%	13.00%	25.50%	50.40%	11.20%	10.70%	-	10.90%

*Since inception date


DISTRIBUTION HISTORY³

Payable date	Total	Payable date	Total
2021-03-26	0.3848	2019-09-27	0.1211
2020-12-18	0.2166	2019-06-21	0.1254
2020-09-25	0.1959	2019-03-22	0.2203
2020-03-20	0.2265	2018-12-14	0.0536
2019-12-13	0.1181	2018-09-14	0.0556

MANAGEMENT TEAM



Cambridge Global Asset Management, a division of CI Investments Inc., is led by Chief Investment Officer Brandon Snow. The team, including lead portfolio managers Robert Swanson (CI Global Investments Inc.), Stephen Groff and Greg Dean, invests in companies building long-term economic value. CI Global Investments Inc. is a firm registered with the U.S. Securities and Exchange Commission and an affiliate of CI Investments Inc. Certain funds associated with Cambridge Global Asset Management are sub-advised by CI Global Investments Inc.



Stephen Groff

AS AT MARCH 31, 2021

PORTFOLIO ALLOCATIONS⁴

Asset allocation	(%)	Sector allocation	(%)	Geographic allocation	(%)
------------------	-----	-------------------	-----	-----------------------	-----

TOP HOLDINGS

	Sector	(%)
1. Cambridge Canadian Dividend Fund Class I	Mutual Fund	99.66%

Over 35,000 financial advisors have chosen CI Global Asset Management as a partner. We believe that Canadians have the best opportunity for investments success by using the services of a professional financial advisor. [Learn more at ci.com.](#)

¹ The risk level of a fund has been determined in accordance with a standardized risk classification methodology in National Instrument 81-102, that is based on the fund's historical volatility as measured by the 10-year standard deviation of the fund's returns. Where a fund has offered securities to the public for less than 10 years, the standardized methodology requires that the standard deviation of a reference mutual fund or index that reasonably approximates the fund's standard deviation be used to determine the fund's risk rating. Please note that historical performance may not be indicative of future returns and a fund's historical volatility may not be indicative of future volatility.

² Commissions, trailing commissions, management fees and expenses all may be associated with mutual fund investments. Please read the prospectus before investing. The indicated rates of return are the historical annual compounded total returns net of fees and expenses payable by the fund (except for figures of one year or less, which are simple total returns) including changes in security value and reinvestment of all dividends/distributions and do not take into account sales, redemption, distribution or optional charges or income taxes payable by any securityholder that would have reduced returns. Mutual funds are not guaranteed, their values change frequently, and past performance may not be repeated.

³ Please refer to the fund's simplified prospectus for distribution information.

⁴ Portfolio allocations will fluctuate over the life of the mutual fund as the portfolio holdings and market value of each security changes. The portfolio manager(s) may change the portfolio allocations in some or all of the sectors.

The contents are not to be used or construed as investment advice or as an endorsement or recommendation of any entity of security discussed.

Certain statements contained in this communication are based in whole or in part on information provided by third parties and CI has taken reasonable steps to ensure their accuracy.

The rates of return are used only to illustrate the effects of the compound growth rate and are not intended to reflect future values or returns on investment in an investment fund.

The "Growth of \$10,000" chart shows the final value of a hypothetical \$10,000 investment in securities in this class of the fund as at the end of the investment period indicated and is not intended to reflect future values or returns on investment in such securities.

Management Expense Ratio ("MER") represents the trailing 12-month management expense ratio, which reflects the cost of running the fund, inclusive of applicable taxes including HST, GST and QST (excluding commissions and other portfolio transaction costs) as a percentage of daily average net asset value the period, including the fund's proportionate share of any underlying fund(s) expenses, if applicable. The MER is reported in each fund's Management Report of Fund Performance ("MRFP"). MRFPs can be found within the Documents tab on ci.com.

CI Global Asset Management is a registered business name of CI Investments Inc.

©CI Investments Inc. 2021. All rights reserved.

Published April 2021