

CI American Small Companies Corporate Class

Class FT8



AS AT AUGUST 31, 2019

FUND OVERVIEW

This fund invests primarily in equity and equity-related securities of small to mid-capitalization North American companies.

FUND DETAILS

Inception date	July 2017
Total net assets (\$CAD) As at 2019-08-31	\$279.9 million
NAVPS	\$8.2046
MER (%) As at 2018-09-30	1.37
Management fee (%)	1.000
Asset class	American Equity
Currency	CAD
Minimum investment	\$5,000 initial / \$25 additional
Distribution frequency	Monthly
Last distribution	\$0.0550

Risk rating³



FUND CODES

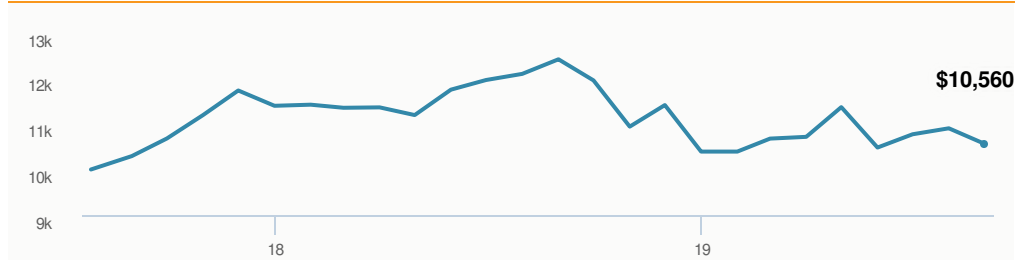
	T8	
F	267	929T8
A	ISC 297 DSC 797 LL 1797	ISC 629T8 DSC 729T8 LL 829T8
E	16121	16421
EF	15121	15421
I	5325	029T8
O	18121	18421
P	90017	

DISTRIBUTION HISTORY⁴

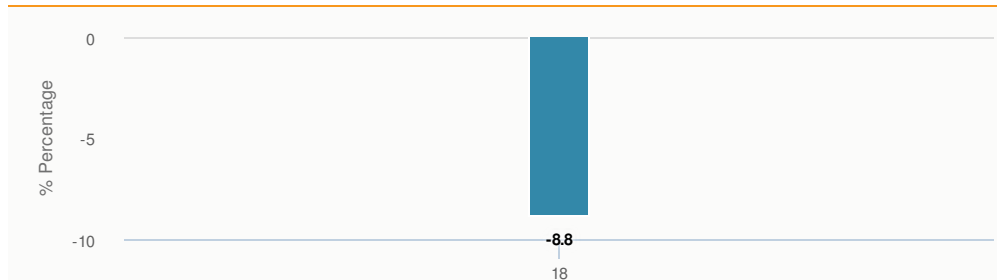
Payable date	Total	Payable date	Total
2019-08-23	0.0550	2019-04-26	0.0550
2019-07-26	0.0550	2019-03-22	0.1550
2019-06-21	0.0935	2019-03-21	0.0550
2019-06-20	0.0550	2019-02-22	0.0550
2019-05-24	0.0550	2019-01-25	0.0550

PERFORMANCE¹

Growth of \$10,000 (since inception date)



Calendar year performance



Average annual compound returns

YTD	1 Mo	3 Mo	6 Mo	1 Y	3 Y	5 Y	10 Y	Inception*
7.6%	-3.2%	0.7%	-1.1%	-10.0%	-%	-%	-%	2.6%

*Since inception date

PORTFOLIO ALLOCATIONS²

Asset allocation	(%)
US Equity	92.19%
Cash and Equivalents	3.01%
Canadian Equity	1.93%
Income Trust Units	1.54%
International Equity	1.27%
Other	0.06%

Geographic allocation	(%)
United States	96.20%
Canada	2.47%
Netherlands	1.27%
Other	0.06%

Sector allocation	(%)
Industrial Goods	18.54%
Financial Services	17.45%
Consumer Services	14.86%
Healthcare	13.58%
Technology	12.25%
Consumer Goods	7.06%
Industrial Services	6.02%
Real Estate	3.69%
Other	3.54%
Cash and Cash Equivalent	3.01%

Note: This page is not complete without disclaimers on the next page.

AS AT AUGUST 31, 2019


TOP HOLDINGS

	Sector	(%)
1. XPO Logistics Inc	Transportation	3.49%
2. LGI Homes Inc	Construction Materials	3.45%
3. Carmax Inc	Automotive	2.91%
4. Charles River Laboratories Intl Inc	Drugs	2.46%
5. Credit Acceptance Corp	Diversified Financial Services	2.46%
6. Middleby Corp	Manufacturing	2.40%
7. Axos Financial Inc	Banking	2.35%
8. Liberty Media Corp	Media	2.25%
9. Bank OZK	Banking	2.25%
10. Centene Corp	Healthcare Services	2.21%
11. Hexcel Corp	Diversified Industrial Goods	2.19%
12. Encompass Health Corp	Healthcare Services	2.16%
13. Molina Healthcare Inc	Healthcare Services	2.11%
14. Jones Lang LaSalle Inc	Real Estate	2.09%
15. LogMeIn Inc	Information Technology	2.06%

MANAGEMENT TEAM



Epoch Investment Partners is an investment management firm founded by Wall Street veteran William Priest and associates. Epoch uses a value-based approach that focuses on companies with superior shareholder yield. Epoch Investment Partners is a sub-advisor to CI Investments Inc.



William W. Priest



Michael Welhoelter



David Pearl

Over 35,000 financial advisors have chosen CI Investments as a partner. We believe that Canadians have the best opportunity for investments success by using the services of a professional financial advisor. [Learn more at ci.com](http://ci.com).

¹ Commissions, trailing commissions, management fees and expenses all may be associated with mutual fund investments. Please read the prospectus before investing. The indicated rates of return are the historical annual compounded total returns (net of fees and expenses payable by the fund) including changes in security value and reinvestment of all dividends/distributions and do not take into account sales, redemption, distribution or optional charges or income taxes payable by any securityholder that would have reduced returns. Mutual funds are not guaranteed, their values change frequently, and past performance may not be repeated.

² Portfolio allocations will fluctuate over the life of the mutual fund as the portfolio holdings and market value of each security changes. The portfolio manager(s) may change the portfolio allocations in some or all of the sectors.

³ The risk level of a fund has been determined in accordance with a standardized risk classification methodology in National Instrument 81-102, that is based on the fund's historical volatility as measured by the 10-year standard deviation of the fund's returns. Where a fund has offered securities to the public for less than 10 years, the standardized methodology requires that the standard deviation of a reference mutual fund or index that reasonably approximates the fund's standard deviation be used to determine the fund's risk rating. Please note that historical performance may not be indicative of future returns and a fund's historical volatility may not be indicative of future volatility.

⁴ Please refer to the fund's simplified prospectus for distribution information.

The contents are not to be used or construed as investment advice or as an endorsement or recommendation of any entity of security discussed.

©CI Investments and the CI Investments design are registered trademarks of CI Investments Inc. © CI Investments Inc. 2019. All rights reserved. 2019. "Trusted Partner in Wealth™" is a trademark of CI Investments Inc.

Published August 2019