

# Signature Canadian Bond Fund

Class A



AS AT AUGUST 31, 2019

## FUND OVERVIEW

This fund invests primarily in fixed income securities of Canadian governments and companies. It is currently expected that investments in foreign securities will generally be no more than 49% of the fund's assets.

## FUND DETAILS

Inception date	January 1993
Total net assets (\$CAD) As at 2019-08-31	\$3.2 billion
NAVPS	\$5.9638
MER (%)	1.60
As at 2018-09-30	
Management fee (%)	1.100
Asset class	Canadian Fixed Income
Currency	CAD
Minimum investment	\$500 initial / \$25 additional
Distribution frequency	Monthly
Last distribution	\$0.0102

### Risk rating<sup>3</sup>



## FUND CODES

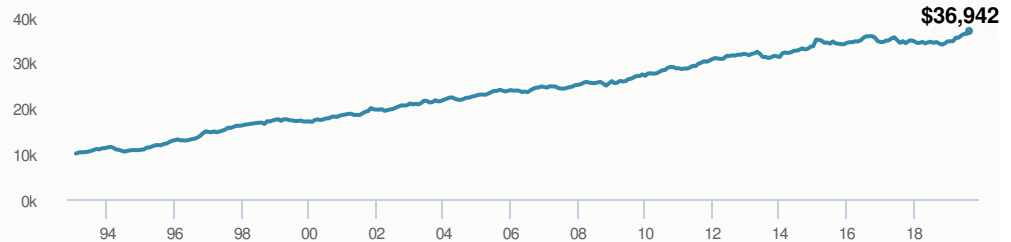
A	ISC 837 DSC 847 LL 1847
E	16187
EF	15187
F	726
I	893
INS	5912
O	18187
P	90159
Y	4941
Z	2941

## DISTRIBUTION HISTORY<sup>4</sup>

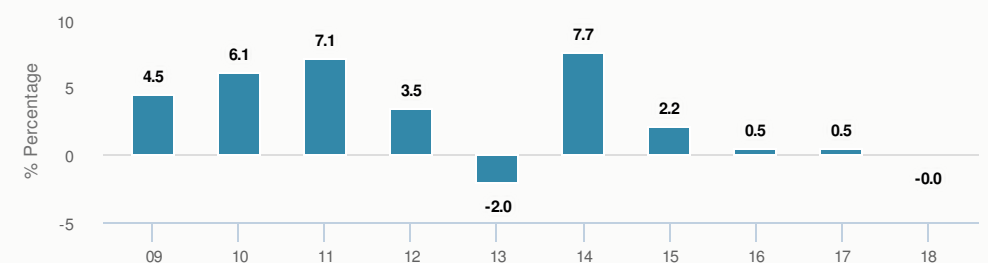
Payable date	Total	Payable date	Total
2019-08-23	0.0068	2019-03-22	0.0070
2019-07-26	0.0096	2019-02-22	0.0063
2019-06-21	0.0067	2019-01-25	0.0124
2019-05-24	0.0067	2018-12-14	0.0071
2019-04-26	0.0102	2018-11-23	0.0066

## PERFORMANCE<sup>1</sup>

### Growth of \$10,000 (since inception date)



### Calendar year performance



### Average annual compound returns

YTD	1 Mo	3 Mo	6 Mo	1 Y	3 Y	5 Y	10 Y	Inception*
8.0%	1.7%	2.6%	6.5%	8.4%	1.5%	2.5%	3.4%	5.0%

\*Since inception date

## PORTFOLIO ALLOCATIONS<sup>2</sup>

Asset allocation	(%)	Sector allocation	(%)
Canadian Government Bonds	53.30%	Fixed Income	91.78%
Canadian Corporate Bonds	34.50%	Cash and Cash Equivalent	8.24%
Cash and Equivalents	8.24%	Other	-0.02%
Foreign Government Bonds	2.64%		
Foreign Corporate Bonds	0.96%		
Mortgages	0.38%		
Other	-0.02%		
Geographic allocation	(%)		
Canada	96.36%		
United States	3.66%		
Other	-0.02%		

Note: This page is not complete without disclaimers on the next page.

# Signature Canadian Bond Fund

Class A



AS AT AUGUST 31, 2019

## TOP HOLDINGS

	Sector	(%)
1. Canada Government 2.25% 01-Jun-2029	Fixed Income	5.74%
2. Ontario Province 2.60% 02-Jun-2025	Fixed Income	5.16%
3. Quebec Province 2.50% 01-Sep-2026	Fixed Income	4.49%
4. Ontario Province 2.65% 02-Dec-2050	Fixed Income	3.77%
5. Quebec Province 3.75% 01-Sep-2024	Fixed Income	3.73%
6. Ontario Province 3.50% 02-Jun-2024	Fixed Income	3.46%
7. Quebec Province 2.75% 01-Sep-2025	Fixed Income	3.40%
8. Ontario Province 2.90% 02-Jun-2049	Fixed Income	3.20%
9. Canada Government 0.00% 28-Nov-2019	Cash and Cash Equivalent	3.17%
10. Quebec Province 3.10% 01-Dec-2051	Fixed Income	3.16%
11. Quebec Province 3.50% 01-Dec-2048	Fixed Income	2.67%
12. United States Treasury 1.63% 15-Aug-2029	Fixed Income	2.19%
13. Canada Government 0.75% 01-Sep-2020	Fixed Income	1.78%
14. Ontario Province 2.40% 02-Jun-2026	Fixed Income	1.63%
15. Canada Housing Trust No 1 1.90% 15-Sep-2026	Fixed Income	1.55%


## MANAGEMENT TEAM



Signature Global Asset Management is among the largest portfolio management teams in Canada, managing a full range of global and Canadian income, equity and balanced mandates. Chief Investment Officer Eric Bushell was named Morningstar Fund Manager of the Decade in 2010. Signature Global Asset Management is a division of CI Investments Inc. Certain funds associated with Signature Global Asset Management are sub-advised by CI Global Investments Inc., a firm registered with the U.S. Securities and Exchange Commission and an affiliate of CI Investments Inc.



John Shaw



Alexandra Gorewicz

Over 35,000 financial advisors have chosen CI Investments as a partner. We believe that Canadians have the best opportunity for investments success by using the services of a professional financial advisor. [Learn more at ci.com](https://www.ci.com).

<sup>1</sup> Commissions, trailing commissions, management fees and expenses all may be associated with mutual fund investments. Please read the prospectus before investing. The indicated rates of return are the historical annual compounded total returns (net of fees and expenses payable by the fund) including changes in security value and reinvestment of all dividends/distributions and do not take into account sales, redemption, distribution or optional charges or income taxes payable by any securityholder that would have reduced returns. Mutual funds are not guaranteed, their values change frequently, and past performance may not be repeated.

<sup>2</sup> Portfolio allocations will fluctuate over the life of the mutual fund as the portfolio holdings and market value of each security changes. The portfolio manager(s) may change the portfolio allocations in some or all of the sectors.

<sup>3</sup> The risk level of a fund has been determined in accordance with a standardized risk classification methodology in National Instrument 81-102, that is based on the fund's historical volatility as measured by the 10-year standard deviation of the fund's returns. Where a fund has offered securities to the public for less than 10 years, the standardized methodology requires that the standard deviation of a reference mutual fund or index that reasonably approximates the fund's standard deviation be used to determine the fund's risk rating. Please note that historical performance may not be indicative of future returns and a fund's historical volatility may not be indicative of future volatility.

<sup>4</sup> Please refer to the fund's simplified prospectus for distribution information.

The contents are not to be used or construed as investment advice or as an endorsement or recommendation of any entity of security discussed.

© CI Investments and the CI Investments design are registered trademarks of CI Investments Inc. © CI Investments Inc. 2019. All rights reserved. 2019. "Trusted Partner in Wealth™" is a trademark of CI Investments Inc.

Published August 2019