

Signature Global Bond Corporate Class

Class F



AS AT OCTOBER 31, 2019

FUND OVERVIEW

This fund invests in units of Signature Global Bond Fund.

FUND DETAILS

Inception date	September 2002
Total net assets (\$CAD) As at 2019-10-31	\$32.7 million
NAVPS	\$13.9095
MER (%) As at 2019-03-31	1.12
Management fee (%)	0.700
Asset class	Global Fixed Income
Currency	CAD
Minimum investment	\$500 initial / \$25 additional
Distribution frequency	Quarterly
Last distribution	\$0.6970

Risk rating³



FUND CODES

	T5	T8	
F	4302	966T8	
A	ISC 2302 DSC 3302 LL 1302	ISC 166T5 DSC 266T5 LL 366T5	ISC 666T8 DSC 766T8 LL 866T8
E	16125	16725	16425
EF	15125	15725	15425
I	5326		066T8
O	18125	18725	18425
P	90114		

DISTRIBUTION HISTORY⁴

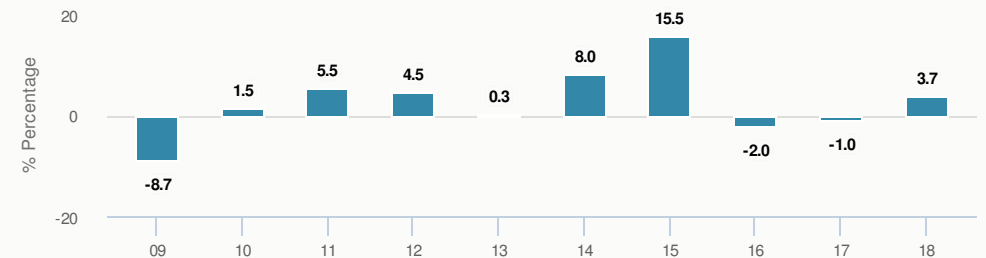
Payable date	Total
2017-03-31	0.6970
2016-03-24	0.7787
2015-03-27	0.1864
2014-03-28	0.0465
2012-12-14	0.0330

PERFORMANCE¹

Growth of \$10,000 (since inception date)



Calendar year performance



Average annual compound returns

YTD	1 Mo	3 Mo	6 Mo	1 Y	3 Y	5 Y	10 Y	Inception*
3.0%	-0.2%	2.2%	3.5%	9.3%	-%	4.0%	3.4%	2.7%

*Since inception date

PORTFOLIO ALLOCATIONS²

Asset allocation	(%)	Sector allocation	(%)
Foreign Government Bonds	72.77%	Fixed Income	90.71%
Foreign Corporate Bonds	15.78%	Cash and Cash Equivalent	9.23%
Cash and Equivalents	9.23%	Financial Services	0.10%
Canadian Government Bonds	1.53%	Other	-0.04%
Canadian Corporate Bonds	0.62%		
US Equity	0.10%		
Other	-0.03%		

Geographic allocation	(%)
United States	44.40%
Other	11.58%
Japan	9.67%
France	7.23%
Spain	5.99%
United Kingdom	5.16%
Europe	4.95%
Italy	4.68%
Canada	3.41%
Indonesia	2.93%

Note: This page is not complete without disclaimers on the next page.

Signature Global Bond Corporate Class

Class F



AS AT OCTOBER 31, 2019

UNDERLYING FUND ALLOCATIONS

	Sector	(%)
1. Signature Global Bond Fund Class I	Fixed Income	99.02%

TOP HOLDINGS

	Sector	(%)
1. United States Treasury 1.75% 15-Jul-2022	Fixed Income	8.23%
2. Japan Government 0.10% 20-Dec-2022	Fixed Income	5.38%
3. Japan Government 0.30% 20-Jun-2039	Fixed Income	4.30%
4. United States Treasury 2.50% 31-May-2020	Cash and Cash Equivalent	4.30%
5. United States Treasury 2.88% 15-May-2049	Fixed Income	4.00%
6. Spain Government Bond 0.05% 31-Oct-2021	Fixed Income	3.71%
7. Spain Government 0.45% 31-Oct-2022	Fixed Income	3.44%
8. United States Treasury 1.75% 30-Jun-2024	Fixed Income	3.33%
9. United Kingdom Gilt 3.50% 22-Jul-2068	Fixed Income	2.75%
10. United States Treasury 1.75% 31-Jul-2021	Fixed Income	2.75%
11. United States Treasury 1.63% 30-Jun-2021	Fixed Income	2.65%
12. French Republic Government Bond OAT 0.50% 25-May-2029	Fixed Income	2.53%
13. United States Treasury 1.50% 31-Aug-2021	Fixed Income	2.49%
14. United Kingdom Government 0.50% 22-Jul-2022	Fixed Income	1.98%
15. France Government 0.00% 25-Mar-2024	Fixed Income	1.89%


MANAGEMENT TEAM




Signature Global Asset Managements is among the largest portfolio management teams in Canada, managing a full range of global and Canadian income, equity and balanced mandates. Chief Investment Officer Eric Bushell was named Morningstar Fund Manager of the Decade in 2010. Signature Global Asset Management is a division of CI Investments Inc. Certain funds associated with Signature Global Asset Management are sub-advised by CI Global Investments Inc., a firm registered with the U.S. Securities and Exchange Commission and an affiliate of CI Investments Inc.



John Shaw



Alexandra Gorewicz



Fernanda Fenton

Over 35,000 financial advisors have chosen CI Investments as a partner. We believe that Canadians have the best opportunity for investments success by using the services of a professional financial advisor. [Learn more at ci.com](https://www.ci.com).

¹ Commissions, trailing commissions, management fees and expenses all may be associated with mutual fund investments. Please read the prospectus before investing. The indicated rates of return are the historical annual compounded total returns (net of fees and expenses payable by the fund) including changes in security value and reinvestment of all dividends/distributions and do not take into account sales, redemption, distribution or optional charges or income taxes payable by any securityholder that would have reduced returns. Mutual funds are not guaranteed, their values change frequently, and past performance may not be repeated.

² Portfolio allocations will fluctuate over the life of the mutual fund as the portfolio holdings and market value of each security changes. The portfolio manager(s) may change the portfolio allocations in some or all of the sectors.

³ The risk level of a fund has been determined in accordance with a standardized risk classification methodology in National Instrument 81-102, that is based on the fund's historical volatility as measured by the 10-year standard deviation of the fund's returns. Where a fund has offered securities to the public for less than 10 years, the standardized methodology requires that the standard deviation of a reference mutual fund or index that reasonably approximates the fund's standard deviation be used to determine the fund's risk rating. Please note that historical performance may not be indicative of future returns and a fund's historical volatility may not be indicative of future volatility.

⁴ Please refer to the fund's simplified prospectus for distribution information.

The contents are not to be used or construed as investment advice or as an endorsement or recommendation of any entity of security discussed.

©CI Investments and the CI Investments design are registered trademarks of CI Investments Inc. © CI Investments Inc. 2019. All rights reserved. 2019. "Trusted Partner in Wealth™" is a trademark of CI Investments Inc.

Published October 2019