Signature Global Dividend Corporate Class

Class A4T8

CI Investments
Trusted Partner in Wealth™

AS AT JUNE 30, 2019

FUND OVERVIEW

This fund invests primarily in equity securities of companies located anywhere in the world that pay, or may be expected to pay, dividends, as well as in other types of securities that may be expected to distribute income.

FUND DETAILS

Inception date	May 2017
Total net assets ($CAD) As at 2019-06-30	$348.9 million
NAVPS	$8.2150
MER (%) As at 2018-09-30	2.17
Management fee (%)	1.800
Asset class	Global Equity
Currency	CAD
Minimum investment	$2,500,000 initial / $25 additional
Distribution frequency	Monthly
Last distribution	$0.0525

Risk rating[3]

Low | Medium | High

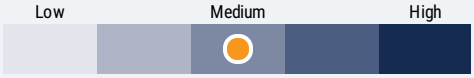

DISTRIBUTION HISTORY[4]

Payable date	Total	Payable date	Total
2019-06-21	0.0933	2019-03-21	0.0525
2019-06-20	0.0525	2019-02-22	0.0525
2019-05-24	0.0525	2019-01-25	0.0525
2019-04-26	0.0525	2018-12-21	0.0653
2019-03-22	0.1494	2018-12-14	0.0478

PERFORMANCE[1]

Growth of $10,000 (since inception date)

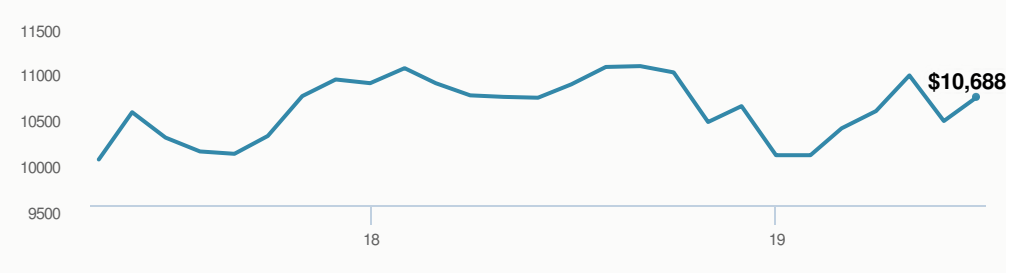

Calendar year performance

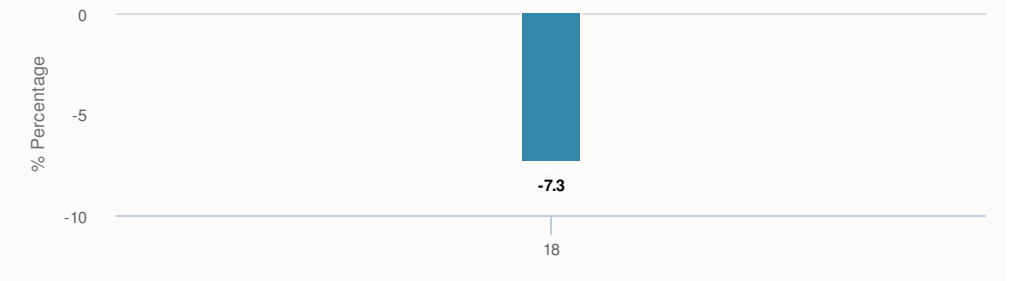

Average annual compound returns

YTD	1 Mo	3 Mo	6 Mo	1 Y	3 Y	5 Y	10 Y	Inception*
11.4%	2.5%	1.5%	11.4%	3.4%	-%	-%	-%	3.1%

*Since inception date

PORTFOLIO ALLOCATIONS[2]

Asset allocation	(%)
US Equity	45.79%
International Equity	38.57%
Cash and Equivalents	7.75%
Canadian Equity	5.76%
Foreign Corporate Bonds	1.57%
Income Trust Units	0.55%
Other	0.01%

Geographic allocation	(%)
United States	53.26%
Other	10.98%
Canada	7.60%
Switzerland	7.18%
France	6.74%
United Kingdom	5.46%
Netherlands	4.26%
Korea, Republic Of	1.83%
Czech Republic	1.40%
Japan	1.29%

Sector allocation	(%)
Financial Services	23.69%
Consumer Goods	16.93%
Healthcare	14.05%
Other	9.03%
Cash and Cash Equivalent	7.75%
Energy	7.32%
Technology	7.32%
Utilities	5.24%
Industrial Goods	4.83%
Consumer Services	3.84%

Note: This page is not complete without disclaimers on the next page.

Signature Global Dividend Corporate Class

Class A4T8

AS AT JUNE 30, 2019

UNDERLYING FUND ALLOCATIONS

	Sector	(%)
1. Signature Global Dividend Fund Class I	Mutual Fund	98.80%

TOP HOLDINGS

	Sector	(%)
1. Novartis AG	Healthcare Equipment	2.85%
2. Nestle SA	Food, Beverage and Tobacco	2.70%
3. Merck & Co Inc	Drugs	2.58%
4. Pfizer Inc	Drugs	2.53%
5. Cisco Systems Inc	Information Technology	2.49%
6. Honeywell International Inc	Aerospace and Defence	2.37%
7. Synchrony Financial	Diversified Financial Services	2.24%
8. Total SA	Oil and Gas Production	2.22%
9. Microsoft Corp	Computer Electronics	2.22%
10. Mondelez International Inc	Food, Beverage and Tobacco	1.98%
11. Prudential PLC	Diversified Financial Services	1.87%
12. Samsung Electronics Co Ltd	Consumer Durables	1.83%
13. Sanofi SA	Drugs	1.74%
14. The Coca-Cola Co	Food, Beverage and Tobacco	1.74%
15. Procter & Gamble Co	Consumer Non-durables	1.72%

MANAGEMENT TEAM

SIGNATURE GLOBAL ASSET MANAGEMENT™

Signature Global Asset Management, a division of CI Investments Inc., is among the largest portfolio management teams in Canada, managing a full range of global and Canadian income, equity and balanced mandates. Chief Investment Officer Eric Bushell was named Morningstar Fund Manager of the Decade in 2010.

John Hadwen

Over 35,000 financial advisors have chosen CI Investments as a partner. We believe that Canadians have the best opportunity for investments success by using the services of a professional financial advisor. Learn more at ci.com.

[1] Commissions, trailing commissions, management fees and expenses all may be associated with mutual fund investments. Please read the prospectus before investing. The indicated rates of return are the historical annual compounded total returns (net of fees and expenses payable by the fund) including changes in security value and reinvestment of all dividends/distributions and do not take into account sales, redemption, distribution or optional charges or income taxes payable by any securityholder that would have reduced returns. Mutual funds are not guaranteed, their values change frequently, and past performance may not be repeated.

[2] Portfolio allocations will fluctuate over the life of the mutual fund as the portfolio holdings and market value of each security changes. The portfolio manager(s) may change the portfolio allocations in some or all of the sectors.

[3] The risk level of a fund has been determined in accordance with a standardized risk classification methodology in National Instrument 81-102, that is based on the fund's historical volatility as measured by the 10-year standard deviation of the fund's returns. Where a fund has offered securities to the public for less than 10 years, the standardized methodology requires that the standard deviation of a reference mutual fund or index that reasonably approximates the fund's standard deviation be used to determine the fund's risk rating. Please note that historical performance may not be indicative of future returns and a fund's historical volatility may not be indicative of future volatility.

[4] Please refer to the fund's simplified prospectus for distribution information.

The contents are not to be used or construed as investment advice or as an endorsement or recommendation of any entity of security discussed.

®CI Investments and the CI Investments design are registered trademarks of CI Investments Inc. © CI Investments Inc. 2019. All rights reserved. "Trusted Partner in Wealth" is a trademark of CI Investments Inc.

Published June 2019