

# Cambridge Monthly Income Corporate Class

Class OT5 CAD

Not available for distribution



AS AT DECEMBER 31, 2020

## FUND OVERVIEW

This fund invests in a portfolio of fixed income and high-yielding equity securities throughout the world.

## FUND DETAILS

Inception date	January 2012
Total net assets (\$CAD) As at 2020-12-31	\$23.2 million
NAVPS	\$9.3663
MER (%) As at 2020-09-30	0.15
Management fee (%)	Negotiable
Asset class	Diversified Income
Currency	CAD
Minimum investment	\$100,000 initial / \$5,000 additional
Distribution frequency	Quarterly
Last distribution	\$0.0403

### Risk rating<sup>2</sup>

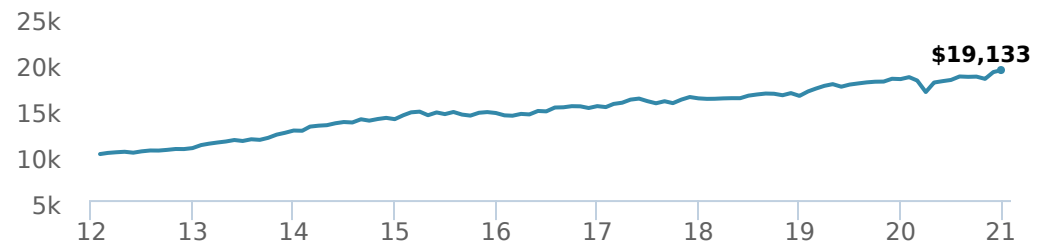


## FUND CODES

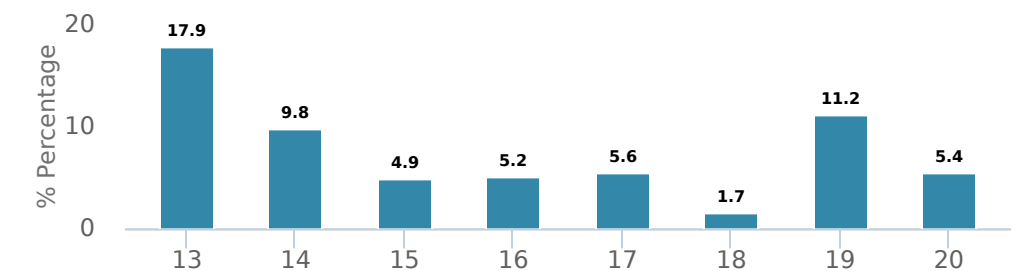
	T5		T8
O	18131	18731	18431
A	ISC 2261 DSC 3261 LL 1261	ISC 161T5 DSC 261T5 LL 361T5	ISC 661T8 DSC 761T8 LL 861T8
E	16131	16731	16431
F	4261	461T5	961T8
I	5184		

## PERFORMANCE<sup>1</sup>

Growth of \$10,000 (since inception date)



Calendar year performance



Average annual compound returns

YTD	1 Mo	3 Mo	6 Mo	1 Y	3 Y	5 Y	10 Y	Inception*
5.4%	1.1%	3.9%	6.0%	5.4%	6.0%	5.8%	-	7.5%

\*Since inception date

## DISTRIBUTION HISTORY<sup>3</sup>

Payable date	Total	Payable date	Total
2020-12-23	0.0403	2020-09-24	0.0403
2020-12-18	0.0719	2020-08-28	0.0403
2020-11-27	0.0403	2020-07-24	0.0403
2020-10-23	0.0403	2020-06-26	0.0468
2020-09-25	0.0689	2020-06-25	0.0403


## MANAGEMENT TEAM



Cambridge Global Asset Management, a division of CI Investments Inc., is led by Chief Investment Officer Brandon Snow. The team, including lead portfolio managers Robert Swanson (CI Global Investments Inc.), Stephen Groff and Greg Dean, invests in companies building long-term economic value. CI Global Investments Inc. is a firm registered with the U.S. Securities and Exchange Commission and an affiliate of CI Investments Inc. Certain funds associated with Cambridge Global Asset Management are sub-advised by CI Global Investments Inc.



Robert Swanson



Paul Marcoglese

# Cambridge Monthly Income Corporate Class

Class OT5 CAD

Not available for distribution



AS AT DECEMBER 31, 2020

## PORTFOLIO ALLOCATIONS<sup>5</sup>

Asset allocation	(%)	Sector allocation	(%)	Geographic allocation	(%)
Canadian Government Bonds	24.85%	Fixed Income	55.42%	Canada	58.32%
US Equity	17.00%	Financial Services	13.07%	United States	30.83%
Canadian Corporate Bonds	16.82%	Other	8.82%	United Kingdom	3.33%
Foreign Government Bonds	13.82%	Consumer Goods	4.25%	Other	1.58%
Canadian Equity	13.51%	Technology	3.60%	France	1.19%
International Equity	9.27%	Cash and Cash Equivalent	3.30%	Japan	1.17%
Cash and Equivalents	3.30%	Utilities	2.97%	Europe	1.08%
Foreign Corporate Bonds	1.23%	Industrial Services	2.92%	Singapore	0.95%
Income Trust Units	0.23%	Industrial Goods	2.91%	Marshall Islands	0.78%
Other	-0.03%	Energy	2.74%	Netherlands	0.77%

## TOP HOLDINGS

	Sector	(%)
1. Cambridge Bond Fund Class I	Fixed Income	47.46%
2. Cambridge Global Dividend Fund Class I	Mutual Fund	27.44%
3. Cambridge Canadian Short-Term Bond Pool Class I	Fixed Income	10.28%
4. Cambridge Canadian Long-Term Bond Pool Class I	Fixed Income	7.04%
5. Cambridge Canadian Dividend Fund Class I	Mutual Fund	5.87%

Note: This page is not complete without disclaimers on the next page.

Over 35,000 financial advisors have chosen CI Global Asset Management as a partner. We believe that Canadians have the best opportunity for investments success by using the services of a professional financial advisor. [Learn more at ci.com.](#)

<sup>1</sup> Commissions, trailing commissions, management fees and expenses all may be associated with mutual fund investments. Please read the prospectus before investing. The indicated rates of return are the historical annual compounded total returns net of fees and expenses payable by the fund (except for figures of one year or less, which are simple total returns) including changes in security value and reinvestment of all dividends/distributions and do not take into account sales, redemption, distribution or optional charges or income taxes payable by any securityholder that would have reduced returns. Mutual funds are not guaranteed, their values change frequently, and past performance may not be repeated.

<sup>2</sup> The risk level of a fund has been determined in accordance with a standardized risk classification methodology in National Instrument 81-102, that is based on the fund's historical volatility as measured by the 10-year standard deviation of the fund's returns. Where a fund has offered securities to the public for less than 10 years, the standardized methodology requires that the standard deviation of a reference mutual fund or index that reasonably approximates the fund's standard deviation be used to determine the fund's risk rating. Please note that historical performance may not be indicative of future returns and a fund's historical volatility may not be indicative of future volatility.

<sup>3</sup> Please refer to the fund's simplified prospectus for distribution information.

<sup>5</sup> Portfolio allocations will fluctuate over the life of the mutual fund as the portfolio holdings and market value of each security changes. The portfolio manager(s) may change the portfolio allocations in some or all of the sectors.

The contents are not to be used or construed as investment advice or as an endorsement or recommendation of any entity of security discussed.

Certain statements contained in this communication are based in whole or in part on information provided by third parties and CI has taken reasonable steps to ensure their accuracy.

The rates of return are used only to illustrate the effects of the compound growth rate and are not intended to reflect future values or returns on investment in an investment fund.

The "Growth of \$10,000" chart shows the final value of a hypothetical \$10,000 investment in securities in this class of the fund as at the end of the investment period indicated and is not intended to reflect future values or returns on investment in such securities.

Management Expense Ratio ("MER") represents the trailing 12-month management expense ratio, which reflects the cost of running the fund, inclusive of applicable taxes including HST, GST and QST (excluding commissions and other portfolio transaction costs) as a percentage of daily average net asset value the period, including the fund's proportionate share of any underlying fund(s) expenses, if applicable. The MER is reported in each fund's Management Report of Fund Performance ("MRFP"). MRFPs can be found within the Documents tab on ci.com.

CI Global Asset Management® and the CI Global Asset Management design are registered trademarks of CI Global Asset Management Inc. "Trusted Partner in Wealth™" is a trademark of CI Global Asset Management Inc. ©CI Global Asset Management Inc. 2021. All rights reserved.

Published January 2021