

AS AT OCTOBER 31, 2019

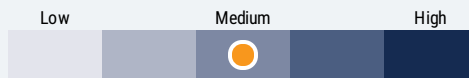
## FUND OVERVIEW

This fund invests primarily in a diversified portfolio of real estate investment trust units, as well as equity and equity-related securities issued by companies or entities in the real estate industry throughout the world.

## FUND DETAILS

Inception date	August 2015
Total net assets (\$CAD) As at 2019-10-31	\$55.1 million
NAVPS	\$10.4615
MER (%) As at 2019-03-31	1.20
Management fee (%)	0.875
Asset class	Real Estate
Currency	CAD
Minimum investment	\$100,000 initial / \$5,000 additional
Distribution frequency	Monthly
Last distribution	\$0.0350

## Risk rating<sup>3</sup>



## FUND CODES

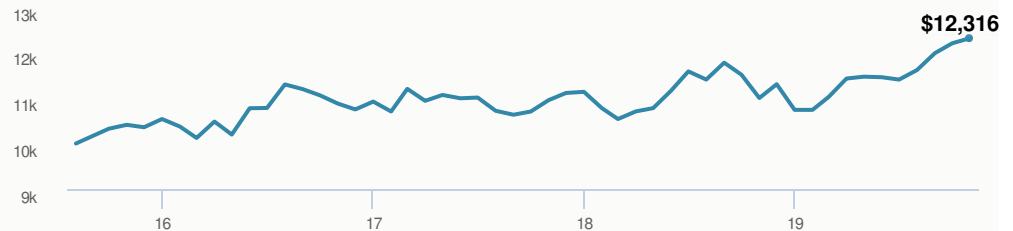
EF	15071
A	ISC 2343 DSC 3343 LL 1343
E	16071
F	4343
I	5343
O	18071
P	90177

## DISTRIBUTION HISTORY<sup>4</sup>

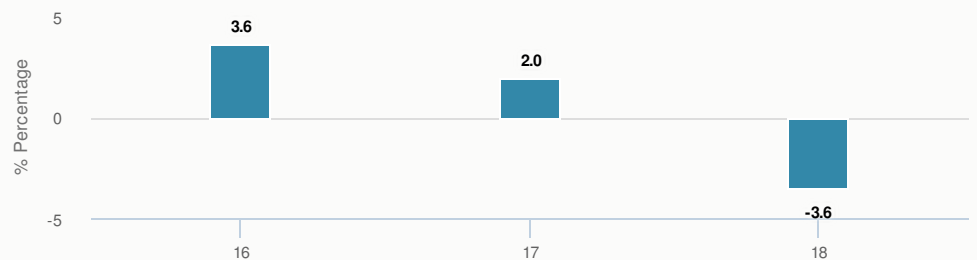
Payable date	Total	Payable date	Total
2019-09-27	0.0350	2019-04-26	0.0350
2019-08-23	0.0350	2019-03-22	0.0350
2019-07-26	0.0350	2019-02-22	0.0350
2019-06-21	0.0350	2019-01-25	0.0350
2019-05-24	0.0350	2018-12-14	0.0350

## PERFORMANCE<sup>1</sup>

Growth of \$10,000 (since inception date)



## Calendar year performance



## Average annual compound returns

YTD	1 Mo	3 Mo	6 Mo	1 Y	3 Y	5 Y	10 Y	Inception*
22.2%	0.9%	6.0%	7.4%	19.3%	6.5%	-%	-%	5.0%

\*Since inception date

## PORTFOLIO ALLOCATIONS<sup>2</sup>

Asset allocation	(%)	Sector allocation	(%)
US Equity	38.65%	Real Estate	67.06%
International Equity	17.79%	Cash and Cash Equivalent	9.50%
Income Trust Units	17.39%	Financial Services	6.50%
Canadian Equity	16.70%	Consumer Services	6.14%
Cash and Equivalents	9.50%	Industrial Services	5.37%
Other	-0.03%	Technology	4.45%
		Other	0.98%
Geographic allocation	(%)		
United States	48.62%		
Canada	33.62%		
United Kingdom	6.66%		
Germany	2.57%		
France	2.29%		
Luxembourg	2.11%		
Spain	2.07%		
Cayman Islands	1.08%		
Other	0.98%		

# Signature Real Estate Pool

Class EF



AS AT OCTOBER 31, 2019

## TOP HOLDINGS

	Sector	(%)
1. Brookfield Asset Management Inc CIA	Diversified Financial Services	6.50%
2. Americold Realty Trust	Wholesale	5.37%
3. Tricon Capital Group Inc	Real Estate	4.16%
4. Alexandria Real Estate Equities Inc	Real Estate	4.05%
5. Canadian Apartment Properties REIT - Units	Real Estate	3.85%
6. DREAM Office REIT - Units	Real Estate	3.71%
7. Equinix Inc	Information Technology	3.37%
8. Sun Communities Inc	Real Estate	3.11%
9. Prologis Inc	Real Estate	3.04%
10. Allied Properties REIT - Units	Real Estate	3.04%
11. Park Lawn Corp	Diversified Consumer Services	2.91%
12. MGM Growth Properties LLC	Real Estate	2.60%
13. Deutsche Annington Immobilien SE	Real Estate	2.57%
14. American Homes 4 Rent	Real Estate	2.55%
15. InterRent REIT - Units	Real Estate	2.34%


## MANAGEMENT TEAM



Signature Global Asset Managements is among the largest portfolio management teams in Canada, managing a full range of global and Canadian income, equity and balanced mandates. Chief Investment Officer Eric Bushell was named Morningstar Fund Manager of the Decade in 2010. Signature Global Asset Management is a division of CI Investments Inc. Certain funds associated with Signature Global Asset Management are sub-advised by CI Global Investments Inc., a firm registered with the U.S. Securities and Exchange Commission and an affiliate of CI Investments Inc.



Joshua Varghese



Lee Goldman



Kate MacDonald

Over 35,000 financial advisors have chosen CI Investments as a partner. We believe that Canadians have the best opportunity for investments success by using the services of a professional financial advisor. [Learn more at ci.com](http://ci.com).

<sup>1</sup> Commissions, trailing commissions, management fees and expenses all may be associated with mutual fund investments. Please read the prospectus before investing. The indicated rates of return are the historical annual compounded total returns (net of fees and expenses payable by the fund) including changes in security value and reinvestment of all dividends/distributions and do not take into account sales, redemption, distribution or optional charges or income taxes payable by any securityholder that would have reduced returns. Mutual funds are not guaranteed, their values change frequently, and past performance may not be repeated.

<sup>2</sup> Portfolio allocations will fluctuate over the life of the mutual fund as the portfolio holdings and market value of each security changes. The portfolio manager(s) may change the portfolio allocations in some or all of the sectors.

<sup>3</sup> The risk level of a fund has been determined in accordance with a standardized risk classification methodology in National Instrument 81-102, that is based on the fund's historical volatility as measured by the 10-year standard deviation of the fund's returns. Where a fund has offered securities to the public for less than 10 years, the standardized methodology requires that the standard deviation of a reference mutual fund or index that reasonably approximates the fund's standard deviation be used to determine the fund's risk rating. Please note that historical performance may not be indicative of future returns and a fund's historical volatility may not be indicative of future volatility.

<sup>4</sup> Please refer to the fund's simplified prospectus for distribution information.

The contents are not to be used or construed as investment advice or as an endorsement or recommendation of any entity of security discussed.

© CI Investments and the CI Investments design are registered trademarks of CI Investments Inc. © CI Investments Inc. 2019. All rights reserved. 2019. "Trusted Partner in Wealth™" is a trademark of CI Investments Inc.

Published October 2019