CI American Small Companies Fund

Class A1

CI Investments
Trusted Partner in Wealth™

AS AT JUNE 30, 2019

FUND OVERVIEW

This fund invests primarily in equity and equity-related securities of small to mid-capitalization North American companies.

FUND DETAILS

Inception date	May 2017
Total net assets ($CAD) As at 2019-06-30	$82.2 million
NAVPS	$9.8341
MER (%) As at 2018-09-30	2.36
Management fee (%)	1.925
Asset class	American Equity
Currency	CAD
Minimum investment	$100,000 initial / $25 additional

Risk rating[3]

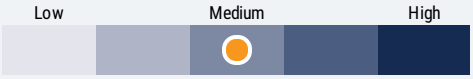

FUND CODES

A	ISC 213 DSC 813 LL 1813
A1	71067
A2	72067
A3	73067
A4	74067
A5	75067

PERFORMANCE [1]

Growth of $10,000 (since inception date)

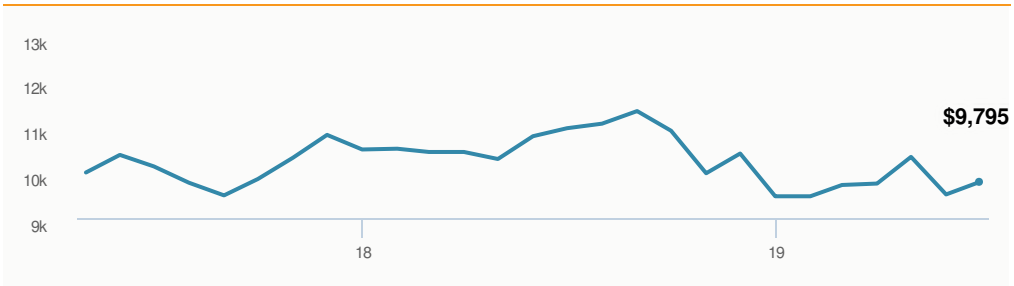

Calendar year performance

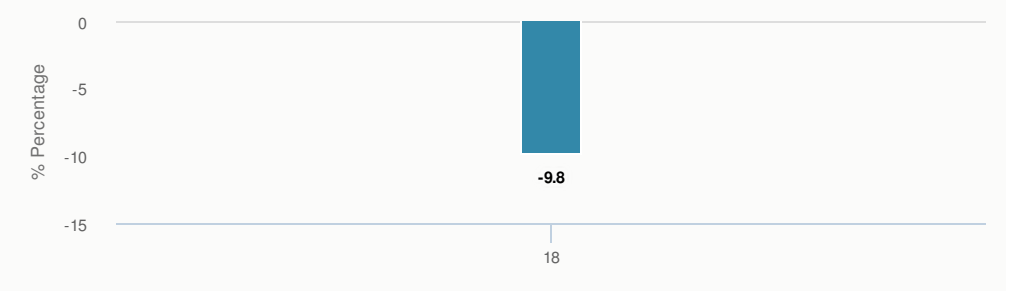

Average annual compound returns

YTD	1 Mo	3 Mo	6 Mo	1 Y	3 Y	5 Y	10 Y	Inception*
9.4%	2.9%	0.4%	9.4%	-5.5%	-%	-%	-%	-1.0%

*Since inception date

PORTFOLIO ALLOCATIONS [2]

Asset allocation	(%)
US Equity	94.60%
Canadian Equity	1.99%
Cash and Equivalents	1.80%
International Equity	1.61%

Geographic allocation	(%)
United States	95.67%
Canada	2.72%
Netherlands	1.61%

Sector allocation	(%)
Financial Services	17.85%
Industrial Goods	17.56%
Healthcare	14.34%
Consumer Services	13.44%
Technology	13.40%
Consumer Goods	6.66%
Industrial Services	6.29%
Energy	3.87%
Real Estate	3.78%
Other	2.81%

Note: This page is not complete without disclaimers on the next page.

CI American Small Companies Fund

Class A1

CI Investments
Trusted Partner in Wealth™

AS AT JUNE 30, 2019

TOP HOLDINGS

	Sector	(%)
1. LGI Homes Inc	Construction Materials	3.40%
2. Carmax Inc	Automotive	2.95%
3. XPO Logistics Inc	Transportation	2.77%
4. Charles River Laboratories Intl Inc	Drugs	2.61%
5. Middleby Corp	Manufacturing	2.58%
6. Credit Acceptance Corp	Diversified Financial Services	2.57%
7. Bank OZK	Banking	2.56%
8. Hexcel Corp	Diversified Industrial Goods	2.53%
9. Centene Corp	Healthcare Services	2.42%
10. Axos Financial Inc	Banking	2.41%
11. LogMeIn Inc	Information Technology	2.23%
12. Molina Healthcare Inc	Healthcare Services	2.23%
13. Encompass Health Corp	Healthcare Services	2.19%
14. Discovery Communications Inc Cl C	Media	2.16%
15. Jones Lang LaSalle Inc	Real Estate	2.15%

MANAGEMENT TEAM

EPOCH

Epoch Investment Partners is an investment management firm founded by Wall Street veteran William Priest and associates. Epoch uses a value-based approach that focuses on companies with superior shareholder yield. Epoch Investment Partners is a sub-advisor to CI Investments Inc.

William W. Priest

Michael Welhoelter

David Pearl

Over 35,000 financial advisors have chosen CI Investments as a partner. We believe that Canadians have the best opportunity for investments success by using the services of a professional financial advisor. Learn more at ci.com.

[1] Commissions, trailing commissions, management fees and expenses all may be associated with mutual fund investments. Please read the prospectus before investing. The indicated rates of return are the historical annual compounded total returns (net of fees and expenses payable by the fund) including changes in security value and reinvestment of all dividends/distributions and do not take into account sales, redemption, distribution or optional charges or income taxes payable by any securityholder that would have reduced returns. Mutual funds are not guaranteed, their values change frequently, and past performance may not be repeated.

[2] Portfolio allocations will fluctuate over the life of the mutual fund as the portfolio holdings and market value of each security changes. The portfolio manager(s) may change the portfolio allocations in some or all of the sectors.

[3] The risk level of a fund has been determined in accordance with a standardized risk classification methodology in National Instrument 81-102, that is based on the fund's historical volatility as measured by the 10-year standard deviation of the fund's returns. Where a fund has offered securities to the public for less than 10 years, the standardized methodology requires that the standard deviation of a reference mutual fund or index that reasonably approximates the fund's standard deviation be used to determine the fund's risk rating. Please note that historical performance may not be indicative of future returns and a fund's historical volatility may not be indicative of future volatility.

[4] Please refer to the fund's simplified prospectus for distribution information.

The contents are not to be used or construed as investment advice or as an endorsement or recommendation of any entity of security discussed.

®CI Investments and the CI Investments design are registered trademarks of CI Investments Inc. © CI Investments Inc. 2019. All rights reserved. "Trusted Partner in Wealth" is a trademark of CI Investments Inc.

Published June 2019